

Irrigation Catalogue

Joining Solutions | Drip Irrigation | Valve Boxes | Landscape Solutions | Micro Irrigation



2025

Professional Water Management Solutions

Irrigation Joining Solutions | Drip Irrigation | Valve Boxes |
Landscape Solutions | Micro Irrigation



Over 50 years of experience bringing innovative water management products and solutions to the market



More than 2.500 professional water management products



Efficient irrigation solutions that enable water savings of up to 70 % compared to conventional irrigation systems



Sustainable manufacturing on different continents, using recycled materials and reducing energy consumption and waste.




Specialized expert team ready to help customers solve their project challenges

**NDS IS YOUR KNOWLEDGEABLE AND TRUSTED PARTNER
FOR THE BEST IN WATER MANAGEMENT SOLUTIONS**



Welcome to efficient irrigation

Discover our extensive portfolio of water management solutions and enable water saving up to 70 % compared to conventional irrigation systems.



OUR MISSION IS TO PROTECT AND ENHANCE
THE VALUE AND BEAUTY OF PROPERTIES WHILE
PRESERVING WATER FOR FUTURE GENERATIONS.

The success of your project starts here.

Contents



01. Irrigation Joining Solutions



02. Drip Irrigation



03. Valve Boxes



04. Landscape Solutions



05. TECO Micro Irrigation

Index

01. Irrigation Joining Solutions

Compression Fittings	08
NDS PN 16	08
NDS Telescopic Fittings.....	18
NORMA MARLIN® PN 16	22
NDS PN 10.....	30
NDS Nylon Ball Valves	38
Threaded Fittings	41
NDS Nylon Threaded Fittings.....	41
NORMA Hexagon PP Threaded Fittings.....	45
NDS Tank Fittings .. NEW RANGE	46
Clamp Saddles	47
NDS Clamp Saddles with Stainless Steel Reinforced Ring.....	47
NORMA Clamp Saddles Non-Reinforced	48
Swing Pipe and Swing Pipe Fittings	49
Swing Pipe.....	49
Swing Pipe Fittings.....	49
Clamps for Water Solutions	50
Torro.....	50
GBS.....	53
Cable Ties	54

02. Drip Irrigation

Dripline, Drip Distribution Pipes and Drip Fittings	58
NDS PC Dripline	58
NDS CV Dripline	60
NDS Drip Distribution Pipes	61
NDS Micro Drip Tubing.....	62
NDS Dura Flow JR.....	62
Insert Drip Fittings 16 mm	64
Compression Drip Fittings.....	65
Micro Drip Fittings.....	66
Drip Emitters	68
Drip Accessories	70
Connection with TECO Catalogue	71

03. Valve Boxes

NDS® Pro-Spec™ Series	74
NDS® Series .. NEW RANGE	80
Universal Covers .. NEW RANGE	84

04. Landscape Solutions

Permeable Pavers	88
Grass Pavers	88
Gravel Pavers.....	88
Tree Sustainability Solutions	92
Root Barrier Solutions.....	92
Trunk Protector	92

05. TECO Micro Irrigation

Drippers	98
Sprays	105
Sprinklers	118
Valves	124
Filters	132
Stakes	134
Fittings	135
Kits	143
DIG Products	144

01 Irrigation Joining Solutions

NORMA Group, the world's leading manufacturer of connecting solutions, now offers high-quality joining solutions to meet irrigation needs.

They are suitable for both landscape and agriculture based irrigation. The product offering includes compression fittings, ball valves, and several other joining solutions.



Categories & Key Products



Compression Fittings

High-performance compression fittings

- Complete range, certified for drinking water
- Suitable for highly demanding applications
- High UV and temperature resistance
- Fast and easy connection

[Page 08](#)



Ball Valves

High-quality nylon based ball valves

- Full flow design
- High UV resistance
- Higher resistance to mechanical impacts
- Available in blue and purple handle variants

[Page 38](#)




Threaded Fittings & Tank Fittings

One of the largest ranges in the market

- PN16 rated products
- Durable nylon based high-quality fittings
- Strong sealing effect
- Suitable for harsh weather conditions

[Page 41](#)



Clamp Saddles & Swing Pipe and Fittings

Ideal solution for branching from existing pipelines

- Two clamp saddles ranges to meet all irrigation applications
- High-quality products
- Used for landscape irrigation needs
- Complete branching solution for sprays and rotors installations

[Page 47](#)



Clamps for Water Solutions

A core category in which NORMA has a reputation for excellence

- Multipurpose clamps: hose connections, hydrants, water filtration and more
- Durable installation in record time
- High resistance against rusting
- Easy installation

[Page 50](#)

NDS PN 16

01.



High-performance compression fittings by NDS

- ✓ Ideal for high-pressure applications
- ✓ Perfect water tightness
- ✓ Fast and easy connection
- ✓ Locking nut for clinching system
- ✓ High UV and temperature resistance
- ✓ Safe and durable

Love what you see? Here are some more products you may like.



NDS Telescopic Compression Fittings
Page 18



NDS Ball Valve
Page 38

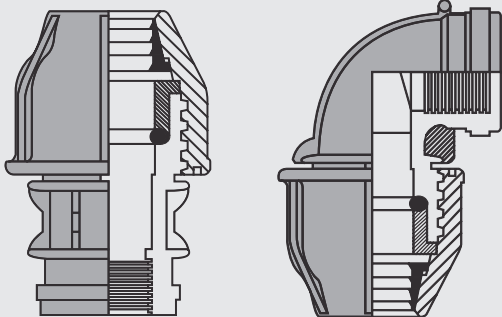


NDS PC Dripline
Page 58

Discover more!



Technical Information

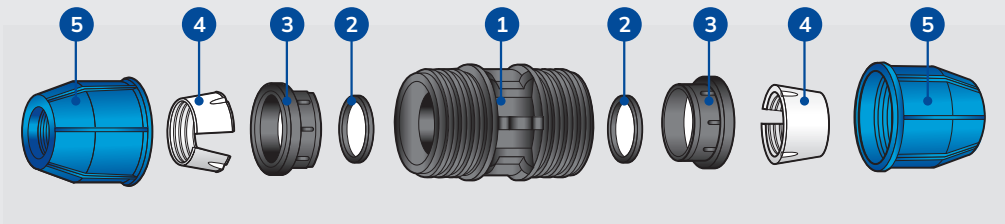


Applications

Ideally suited for more demanding irrigation applications like public parks, sports fields, golf courses and high-end agriculture-based irrigation. It is also suited for industrial applications.

Material

Body	Polypropylene	Working pressure: 16 bar (PN 16) up to Ø 63 mm and 12.5 bar for Ø larger than 63 mm.
O-Ring	NBR	
Holder	Polypropylene	
Clinching Ring	POM (Acetal)	
Locking Nut	Polypropylene	

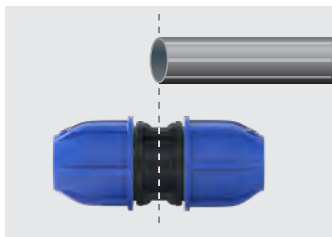


- 1 Body
- 2 O-Ring
- 3 Holder
- 4 Clinching Ring
- 5 Locking Nut


Installation Tips




01 Unscrew the nut one or two turns or to the last thread.



02 Cut the pipe and deburr if necessary. Mark the insertion depth.



03 Push the pipe to the mark or the stop-end.



04 Screw the nut on tight. The nut can be tightened manually or using a hook tool.

NDS PN 16 Compression Fittings

01.

NDS PN 16 MALE THREADED ADAPTOR



Part number	Size (mm × inch)	PN	Packaging (Units)
			Bag Qty. / Box Qty.
07962601111	16 × 1/2"	16	10 / 800
07962601112	16 × 3/4"	16	10 / 800
07962651118	20 × 1/2"	16	10 / 400
07962651120	20 × 3/4"	16	10 / 400
07962651117	20 × 1"	16	10 / 400
07962651121	25 × 1/2"	16	10 / 250
07962651122	25 × 3/4"	16	10 / 250
07962651124	25 × 1"	16	10 / 250
07962651126	32 × 1/2"	16	10 / 160
07962651127	32 × 3/4"	16	10 / 160
07962651128	32 × 1"	16	10 / 160
07962651130	32 × 1 1/4"	16	10 / 160
07962651131	40 × 3/4"	16	20 / 100
07962651132	40 × 1"	16	20 / 100
07962651133	40 × 1 1/4"	16	20 / 100
07962651134	40 × 1 1/2"	16	20 / 100
07962651135	50 × 1 1/4"	16	10 / 50
07962651136	50 × 1 1/2"	16	10 / 50
07962651137	50 × 2"	16	10 / 50
07962651138	63 × 1 1/2"	16	8 / 32
07962651139	63 × 2"	16	8 / 32
07962640310	75 × 2"	12.5	1 / 25
07962640311	75 × 2 1/2"	12.5	1 / 25
07962640312	90 × 3"	12.5	1 / 16
07962640313	110 × 4"	12.5	1 / 8

NDS PN 16 FEMALE THREADED ADAPTOR



Part number	Size (mm × inch)	PN	Packaging (Units)
			Bag Qty. / Box Qty.
07962602111	16 × 1/2"	16	10 / 800
07962602112	16 × 3/4"	16	10 / 800
07962651018	20 × 1/2"	16	10 / 400
07962651020	20 × 3/4"	16	10 / 400
07962651022	25 × 1/2"	16	10 / 250
07962651025	25 × 3/4"	16	10 / 250
07962651028	25 × 1"	16	10 / 250
07962651030	32 × 3/4"	16	10 / 160
07962651033	32 × 1"	16	10 / 160
07962651035	32 × 1 1/4"	16	10 / 160
07962651037	40 × 1"	16	20 / 100
07962651039	40 × 1 1/4"	16	20 / 100
07962651041	40 × 1 1/2"	16	20 / 100
07962651043	50 × 1 1/2"	16	10 / 50
07962651045	50 × 2"	16	10 / 50
07962651047	63 × 1 1/2"	16	8 / 32
07962651049	63 × 2"	16	8 / 32
07962640291	75 × 2"	12.5	1 / 25
07962640293	75 × 2 1/2"	12.5	1 / 25
07962640295	90 × 3"	12.5	1 / 16
07962640297	110 × 4"	12.5	1 / 8

NDS PN 16 Compression Fittings

NDS PN 16
MALE THREADED TEE



Part number	Size (mm × inch)	PN	Packaging (Units)
			Bag Qty. / Box Qty.
07962603111	16 × 1/2"	16	10 / 400
07962603112	216 × 3/4"	16	10 / 400
07962651154	20 × 1/2"	16	10 / 160
07962651155	20 × 3/4"	16	10 / 160
07962651156	25 × 1/2"	16	10 / 100
07962651157	25 × 3/4"	16	10 / 100
07962651158	25 × 1"	16	10 / 100
07962651159	32 × 3/4"	16	10 / 70
07962651160	32 × 1"	16	10 / 70
07962651161	40 × 1"	16	8 / 32
07962651162	40 × 1 1/4"	16	8 / 32
07962651163	50 × 1 1/4"	16	6 / 24
07962651164	50 × 1 1/2"	16	6 / 24
07962651165	63 × 2"	16	1 / 15
07962640318	75 × 2"	12.5	1 / 10
07962640319	75 × 2 1/2"	12.5	1 / 10
07962640320	90 × 3"	12.5	1 / 6
07962640321	110 × 4"	12.5	1 / 3

NDS PN 16
FEMALE THREADED TEE



Part number	Size (mm × inch)	PN	Packaging (Units)
			Bag Qty. / Box Qty.
07962604111	16 × 1/2"	16	10 / 350
07962604112	16 × 3/4"	16	10 / 350
07962651088	20 × 1/2"	16	10 / 160
07962651090	20 × 3/4"	16	10 / 160
07962651092	25 × 1/2"	16	10 / 100
07962651094	25 × 3/4"	16	10 / 100
07962651096	25 × 1"	16	10 / 100
07962651098	32 × 3/4"	16	10 / 70
07962651100	32 × 1"	16	10 / 70
07962651102	32 × 1 1/4"	16	10 / 70
07962651104	40 × 1"	16	8 / 32
07962651106	40 × 1 1/4"	16	8 / 32
07962651108	40 × 1 1/2"	16	8 / 32
07962651110	50 × 1 1/2"	16	6 / 24
07962651112	50 × 2"	16	6 / 24
07962651114	63 × 1 1/2"	16	1 / 15
07962651116	63 × 2"	16	1 / 15
07962640305	75 × 2 1/2"	12.5	1 / 10
07962640307	90 × 3"	12.5	1 / 6
07962640309	110 × 4"	12.5	1 / 3

NDS PN 16 Compression Fittings

01.

NDS PN 16 MALE THREADED ELBOW 90°



Part number	Size (mm × inch)	PN	Packaging (Units)
			Bag Qty. / Box Qty.
07962605111	16 × 1/2"	16	10 / 600
07962605112	16 × 3/4"	16	10 / 600
07962651140	20 × 1/2"	16	10 / 300
07962651141	20 × 3/4"	16	10 / 300
07962651142	25 × 1/2"	16	10 / 200
07962651143	25 × 3/4"	16	10 / 200
07962651144	25 × 1"	16	10 / 200
07962651145	32 × 3/4"	16	10 / 120
07962651146	32 × 1"	16	10 / 120
07962651147	40 × 1"	16	16 / 64
07962651148	40 × 1 1/4"	16	16 / 64
07962651149	40 × 1 1/2"	16	16 / 64
07962651150	50 × 1 1/4"	16	10 / 40
07962651151	50 × 1 1/2"	16	10 / 40
07962651152	50 × 2"	16	10 / 40
07962651153	63 × 2"	16	6 / 24
07962640314	75 × 2"	12.5	1 / 16
07962640315	75 × 2 1/2"	12.5	1 / 16
07962640316	90 × 3"	12.5	1 / 10
07962640317	110 × 4"	12.5	1 / 6

NDS PN 16 FEMALE THREADED ELBOW 90°



Part number	Size (mm × inch)	PN	Packaging (Units)
			Bag Qty. / Box Qty.
07962606111	16 × 1/2"	16	10 / 600
07962606112	16 × 3/4"	16	10 / 600
07962651051	20 × 1/2"	16	10 / 300
07962651054	20 × 3/4"	16	10 / 300
07962651056	25 × 1/2"	16	10 / 200
07962651059	25 × 3/4"	16	10 / 200
07962651061	25 × 1"	16	10 / 200
07962651063	32 × 1/2"	16	10 / 120
07962651065	32 × 3/4"	16	10 / 120
07962651068	32 × 1"	16	10 / 120
07962651070	32 × 1 1/4"	16	10 / 120
07962651072	40 × 1"	16	16 / 64
07962651074	40 × 1 1/4"	16	16 / 64
07962651076	40 × 1 1/2"	16	16 / 64
07962651078	50 × 1 1/4"	16	10 / 40
07962651080	50 × 1 1/2"	16	10 / 40
07962651082	50 × 2"	16	10 / 40
07962651084	63 × 1 1/2"	16	6 / 24
07962651086	63 × 2"	16	6 / 24
07962640299	75 × 2 1/2"	12.5	1 / 16
07962640301	90 × 3"	12.5	1 / 10
07962640303	110 × 4"	12.5	1 / 6

NDS PN 16 Compression Fittings

NDS PN 16 STRAIGHT COUPLER



Part number	Size (mm)	PN	Packaging (Units)
			Bag Qty. / Box Qty.
07962607111	16	16	10 / 500
07962651191	20	16	10 / 250
07962651192	25	16	10 / 150
07962651193	32	16	10 / 100
07962651194	40	16	10 / 50
07962651195	50	16	8 / 32
07962651196	63	16	1 / 20
07962640334	75	12.5	1 / 14
07962640335	90	12.5	1 / 12
07962640336	110	12.5	1 / 5

NDS PN 16 EQUAL ELBOW 90°



Part number	Size (mm)	PN	Packaging (Units)
			Bag Qty. / Box Qty.
07962608111	16	16	10 / 500
07962650998	20	16	10 / 250
07962650999	25	16	10 / 150
07962651000	32	16	10 / 80
07962651001	40	16	10 / 50
07962651002	50	16	8 / 32
07962651003	63	16	5 / 15
07962640281	75	12,5	1 / 12
07962640282	90	12,5	1 / 8
07962640283	110	12,5	1 / 4

NDS PN 16 EQUAL TEE



Part number	Size (mm)	PN	Packaging (Units)
			Bag Qty. / Box Qty.
07962609111	16	16	10 / 300
07962651010	20	16	10 / 150
07962651011	25	16	10 / 100
07962651012	32	16	10 / 50
07962651013	40	16	8 / 32
07962651014	50	16	5 / 20
07962651015	63	16	1 / 12
07962640287	75	12.5	1 / 8
07962640288	90	12.5	1 / 5
07962640289	110	12.5	1 / 3

NDS PN 16 END CAP



Part number	Size (mm)	PN	Packaging (Units)
			Bag Qty. / Box Qty.
07962610111	16	16	10 / 1000
07962651004	20	16	10 / 400
07962651005	25	16	10 / 250
07962651006	32	16	10 / 160
07962651007	40	16	20 / 100
07962651008	50	16	10 / 50
07962651009	63	16	8 / 32
07962640284	75	12.5	1 / 25
07962640285	90	12.5	1 / 16
07962640286	110	12.5	1 / 8

NDS PN 16 Compression Fittings

01.

NDS PN 16 REDUCING COUPLER



Part number	Size (mm × mm)	PN	Packaging (Units)
			Bag Qty. / Box Qty.
07962611111	20 × 16	16	10 / 400
07962651166	25 × 20	16	10 / 200
07962651167	32 × 20	16	10 / 120
07962651168	32 × 25	16	10 / 120
07962651169	40 × 20	16	15 / 60
07962651170	40 × 25	16	15 / 60
07962651171	40 × 32	16	15 / 60
07962651172	50 × 20	16	10 / 50
07962651173	50 × 25	16	10 / 50
07962651174	50 × 32	16	10 / 50
07962651175	50 × 40	16	8 / 32
07962651176	63 × 25	16	6 / 30
07962651177	63 × 32	16	6 / 30
07962651178	63 × 40	16	6 / 24
07962651179	63 × 50	16	6 / 24
07962640322	75 × 40	12.5	1 / 16
07962640323	75 × 50	12.5	1 / 16
07962640324	75 × 63	12.5	1 / 16
07962640325	90 × 63	12.5	1 / 12
07962640326	90 × 75	12.5	1 / 12
07962640327	110 × 90	12.5	1 / 6

NDS PN 16 REDUCING TEE



Part number	Size (mm × mm)	PN	Packaging (Units)
			Bag Qty. / Box Qty.
07962651180	25 × 20	16	10 / 100
07962651181	32 × 20	16	10 / 70
07962651182	32 × 25	16	10 / 70
07962651183	40 × 25	16	8 / 32
07962651184	40 × 32	16	8 / 32
07962651185	50 × 25	16	6 / 24
07962651186	50 × 32	16	6 / 24
07962651187	50 × 40	16	5 / 20
07962651188	63 × 32	16	1 / 15
07962651189	63 × 40	16	1 / 15
07962651190	63 × 50	16	1 / 12
07962640328	75 × 40	12.5	1 / 8
07962640329	75 × 50	12.5	1 / 8
07962640330	75 × 63	12.5	1 / 8
07962640331	90 × 63	12.5	1 / 6
07962640332	90 × 75	12.5	1 / 6
07962640333	110 × 90	12.5	1 / 3

NDS PN 16 FLANGE ADAPTOR



Part number	Size (mm × DN)	PN	Packaging (Units)
			Bag Qty. / Box Qty.
07962600016	63 × 50DN	16	1 / 20
07962600017	90 × 80DN	12.5	1 / 9
07962600018	110 × 100DN	12.5	1 / 6

NDS PN 16 EQUAL ELBOW 90° WITH CENTRAL FEMALE THREAD



Part number	Size (mm × inch)	PN	Packaging (Units)
			Bag Qty. / Box Qty.
07962030181	20 × 1/2"	16	10 / 200
07962030182	25 × 1/2"	16	10 / 120
07962030183	32 × 3/4"	16	10 / 80

**NDS PN 16
WALL PLATE ELBOW**



Part number	Size (mm × inch)	PN	Packaging (Units)
			Bag Qty. / Box Qty.
07962030360	25 × 3/4"	16	10 / 150

**NDS PN 16
MALE BRASS THREADED
ADAPTOR**



Part number	Size (mm × inch)	PN	Packaging (Units)
			Bag Qty. / Box Qty.
07962651119	20 × 1/2"	16	10 / 400
07962651123	25 × 3/4"	16	10 / 200
07962651125	25 × 1"	16	10 / 200
07962651129	32 × 1"	16	10 / 120

**NDS PN 16
FEMALE BRASS THREADED
ADAPTOR**



Part number	Size (mm × inch)	PN	Packaging (Units)
			Bag Qty. / Box Qty.
07962651017	20 × 1/2"	16	10 / 400
07962651024	25 × 3/4"	16	10 / 200
07962651027	25 × 1"	16	10 / 200
07962651032	32 × 1"	16	10 / 120

**NDS PN 16
FEMALE BRASS THREADED
ELBOW 90°**



Part number	Size (mm × inch)	PN	Packaging (Units)
			Bag Qty. / Box Qty.
07962651053	20 × 3/4"	16	10 / 300
07962651058	25 × 3/4"	16	10 / 200
07962651067	32 × 1"	16	10 / 120


Under Pressure Tapping Ferrule with Cutter

Tapping Ferrule is the easiest way to tap water pipes and get a pressurized water exit.

- ✓ Cutter included to self-cut the pipe
- ✓ Connect with a clamp saddle to create a water outlet
- ✓ Cap for security of the pressurized exit
- ✓ Choose between threaded and compression joint outlets


NDS Under Pressure Tapping Ferrule with Cutter

NDS TAPPING FERRULE WITH COMPRESSION JOINT OUTLET



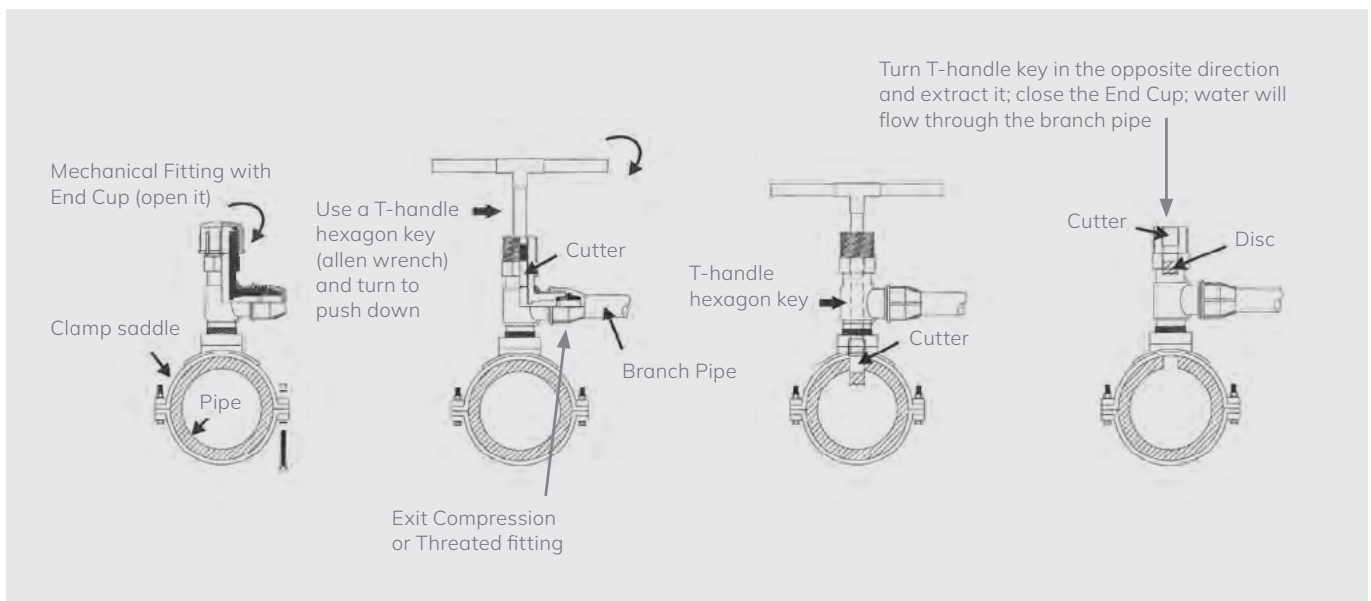
Part number	Size (inch x mm)	PN	Packaging (Units)
			Bag Qty. / Box Qty.
07962698019	1" x 20	16	10 / 80
07962698020	1" x 25	16	10 / 80
07962698021	1" x 32	16	10 / 80

NDS TAPPING FERRULE WITH THREADED OUTLET



Part number	Size (inch x inch)	PN	Packaging (Units)
			Bag Qty. / Box Qty.
07962698025	1" x 3/4"	16	10 / 80
07962698026	1" x 1"	16	10 / 80

Tapping Ferrule Installation Guidelines





NDS Telescopic Compression Fittings

01.



Speed up the process of repairing a broken pipe!

- ✓ Ideal connection for repairing and taping into a PE pipe
- ✓ No additional components required for fixing the pipe
- ✓ UV stabilized to perform even in harsh sunny conditions
- ✓ Dual O-rings are used to ensure leakage-free connections
- ✓ Extensible telescopic function for easy and fast repair
- ✓ Innovative solution

Love what you see? Here are some more products you may like.



NDS PN 16
Page 08



NDS Ball Valve
Page 38

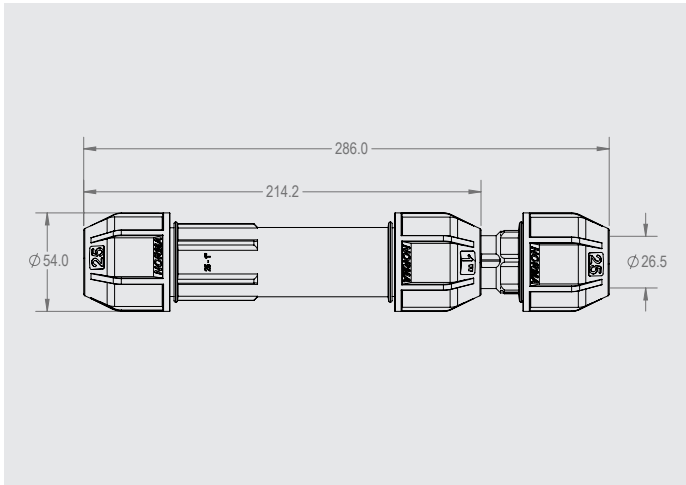


NDS Pro Spec Valve Box
Page 74

Discover more!



Technical Information

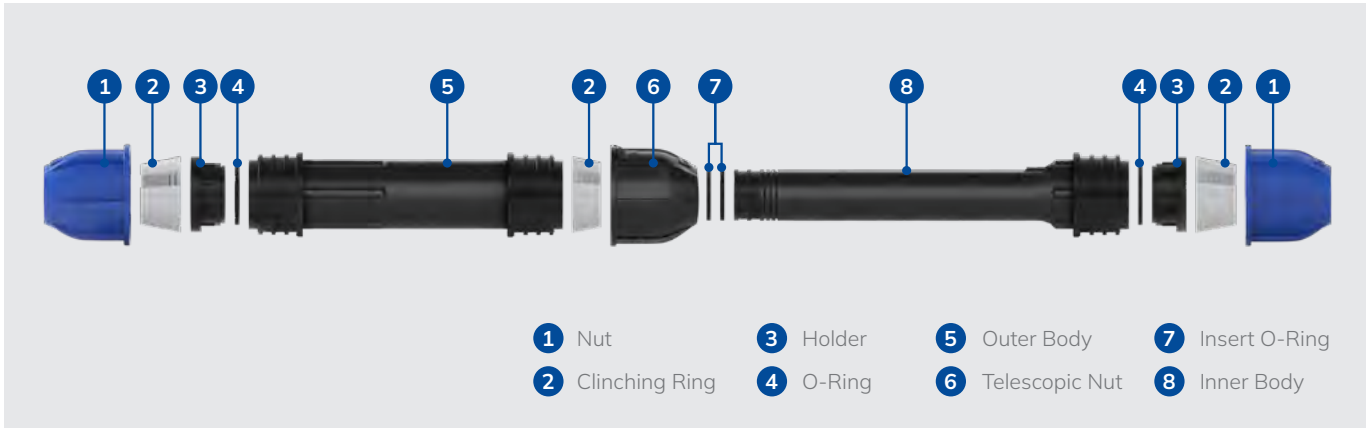


Applications
 For repairing broken pipe sections while reducing the physical labour involved.


Material

Working pressure: 12.5 bar


Nut	Polyethylene	Outer Body	Polyethylene
Clinching Ring	POM (Acetal)	Telescopic Nut	Polyethylene
Holder	Polyethylene	Insert O-Ring	Nitrile Butadiene Rubber (NBR)
O-Ring	Nitrile Butadiene Rubber (NBR)	Inner Body	Polyethylene




Installation Tips



01 Cut the pipe as per the cut template. Unscrew all nuts to the last thread. Pull the O-rings into the relaxed position.



02 Slide the fitting over the pipe to the maximum insertion depth and tighten the nut.



03 Slide the outer body of the fitting to the maximum insertion depth until it extends over the pipe and tighten the blue nut. Tighten the black nut.

Installation Measures Information

Pipe Outer Ø (mm)	25	32	40	50
Maximum Pipe Cut-out Length (mm)	265	315	350	390
Pipe Insertion Depth (mm)	65	70	80	90

NDS Telescopic Compression Fittings

01.

NDS TELESCOPIC STRAIGHT COUPLER



Part number	Size (mm)	PN	Packaging (Units)
			Bag Qty. / Box Qty.
07962660001	25	12.5	5 / 60
07962660002	32	12.5	3 / 39
07962660003	40	12.5	2 / 24
07962660004	50	12.5	2 / 12

NDS TELESCOPIC MALE THREADED ADAPTOR



Part number	Size (mm × inch)	PN	Packaging (Units)
			Bag Qty. / Box Qty.
07962660005	25 × 1"	12.5	5 / 60
07962660006	32 × 1 1/4"	12.5	3 / 39
07962660007	40 × 1 1/2"	12.5	2 / 24
07962660008	50 × 2	12.5	2 / 10

NDS TELESCOPIC EQUAL TEE



Part number	Size (mm)	PN	Packaging (Units)
			Bag Qty. / Box Qty.
07962660009	25	12.5	2 / 30
07962660010	32	12.5	2 / 20
07962660011	40	12.5	1 / 20
07962660012	50	12.5	1 / 12

NDS TELESCOPIC MALE THREADED TEE



Part number	Size (mm × inch)	PN	Packaging (Units)
			Bag Qty. / Box Qty.
07962660013	25 × 1"	12.5	2 / 60
07962660014	32 × 1 1/4"	12.5	2 / 40
07962660015	40 × 1 1/2"	12.5	1 / 20
07962660016	50 × 2	12.5	1 / 12



NORMA MARLIN® PN 16



QuickTight
Technology

Speed up your water pipe installations with QuickTight Technology!



- ✓ Certified for drinking water
- ✓ Push fit installation in all sizes
- ✓ Faster and easier installation
- ✓ Lip-gasket technology for superior performance
- ✓ Superior leak proof connections
- ✓ Durable materials, UV resistant

Love what you see? Here are some more products you may like.



NDS Ball Valve
Page 38



Clamp Saddle
Page 47



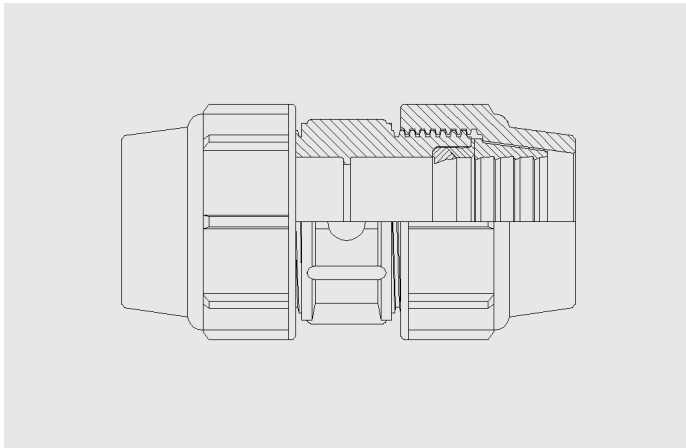
NDS Pro Spec Valve Box
Page 74

Discover more!



SCAN ME
qrco.de/IR-Marlin

Technical Information



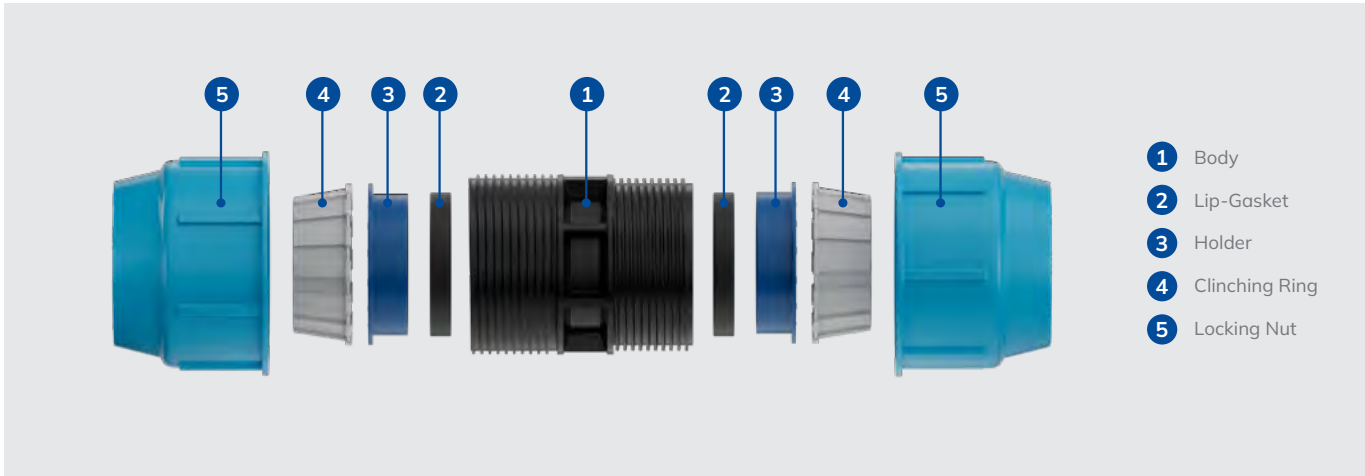
Applications

Ideally suited for connecting high- and low-density polyethylene tubing. These products are certified as compliant with international sanitary regulations for transport of drinking water according to DVGW, KIWA, ACS, WRAS and more.


Material

Nut	Polypropylene
Bodies	Polypropylene
Clinching Ring	POM (Acetal)
Lip-Gasket	NBR


01.




Installation Tips




01 Unscrew the nut one or two turns or to the last thread.



02 Cut the pipe and deburr if necessary. Mark the insertion depth.



03 Push the pipe to the mark or the stop-end.



04 Screw the nut on tight. The nut can be tightened manually or using a hook tool.

NORMA MARLIN® Compression Fittings

are made in factories certified under ISO 9001:2018 according to UNI 9561-AS/NZS 4129-BRL-K17105 – DIN 8076 – ISO17885, threads: UNI EN 10226-1 (ISO 7/1)



Female threads



ISO 7/1 Parallel

Male threads tapered 1:16



ISO 7/1 Conical

NORMA MARLIN® PN 16 Compression Fittings

01.

NORMA MARLIN® MALE THREADED ADAPTOR



Part number	Size (mm × inch)	PN	Packaging (Units)
			Bag Qty. / Box Qty.
08941101001	20 × 1/2"	16	20 / 280
08941101002	20 × 3/4"	16	20 / 280
08941101003	20 × 1"	16	20 / 200
08941101004	25 × 1/2"	16	10 / 200
08941101005	25 × 3/4"	16	10 / 200
08941101006	25 × 1"	16	10 / 200
08941101007	32 × 3/4"	16	10 / 120
08941101008	32 × 1"	16	10 / 120
08941101009	32 × 1 1/4"	16	10 / 100
08941101010	40 × 1"	16	- / 60
08941101011	40 × 1 1/4"	16	- / 60
08941101012	40 × 1 1/2"	16	- / 55
08941101013	50 × 1"	16	- / 35
08941101014	50 × 1 1/4"	16	- / 35
08941101015	50 × 1 1/2"	16	- / 35
08941101016	50 × 2"	16	- / 35
08941101017	63 × 1 1/4"	16	- / 24
08941101018	63 × 1 1/2"	16	- / 24
08941101019	63 × 2"	16	- / 24
08941101020	63 × 2 1/2"	16	- / 20
08941101021	75 × 2"	16	- / 15
08941101022	75 × 2 1/2"	16	- / 15
08941101023	75 × 3"	16	- / 12
08941101024	90 × 2"	16	- / 8
08941101025	90 × 2 1/2"	16	- / 8
08941101026	90 × 3"	16	- / 8
08941101027	110 × 2"	16	- / 6
08941101028	110 × 3"	16	- / 6
08941101029	110 × 4"	16	- / 6

NORMA MARLIN® FEMALE THREADED ADAPTOR



Part number	Size (mm × inch)	PN	Packaging (Units)
			Bag Qty. / Box Qty.
08941102001	20 × 1/2"	16	20 / 280
08941102002	20 × 3/4"	16	20 / 240
08941102003	25 × 1/2"	16	10 / 200
08941102004	25 × 3/4"	16	10 / 200
08941102005	25 × 1"	16	10 / 180
08941102006	32 × 3/4"	16	10 / 120
08941102007	32 × 1"	16	10 / 120
08941102008	32 × 1 1/4"	16	10 / 100
08941102009	40 × 1"	16	- / 60
08941102010	40 × 1 1/4"	16	- / 60
08941102011	40 × 1 1/2"	16	- / 50
08941102012	50 × 1 1/4"	16	- / 35
08941102013	50 × 1 1/2"	16	- / 35
08941102014	50 × 2"	16	- / 35
08941102015	63 × 1 1/2"	16	- / 24
08941102016	63 × 2"	16	- / 24
08941102017	63 × 2 1/2"	16	- / 20
08941102018	75 × 2"	10	- / 15
08941102019	75 × 2 1/2"	10	- / 15
08941102020	75 × 3"	10	- / 12
08941102021	90 × 2"	10	- / 8
08941102022	90 × 2 1/2"	10	- / 8
08941102023	90 × 3"	10	- / 8
08941102024	110 × 2"	10	- / 6
08941102025	110 × 3"	10	- / 6
08941102026	110 × 4"	10	- / 6

NORMA MARLIN® PN 16 Compression Fittings

NORMA MARLIN®
MALE THREADED TEE

Part number	Size (mm × inch)	PN	Packaging (Units)
			Bag Qty. / Box Qty.
08941103001	20 × 1/2"	16	20 / 100
08941103002	20 × 3/4"	16	20 / 100
08941103003	25 × 1/2"	16	10 / 80
08941103004	25 × 3/4"	16	10 / 80
08941103005	25 × 1"	16	10 / 70
08941103006	32 × 3/4"	16	10 / 50
08941103007	32 × 1"	16	10 / 50
08941103008	32 × 1 1/4"	16	10 / 40
08941103009	40 × 1"	16	- / 28
08941103010	40 × 1 1/4"	16	- / 28
08941103011	40 × 1 1/2"	16	- / 25
08941103012	50 × 1 1/4"	16	- / 18
08941103013	50 × 1 1/2"	16	- / 18
08941103014	50 × 2"	16	- / 15
08941103015	63 × 1 1/2"	16	- / 10
08941103016	63 × 2"	16	- / 10
08941103017	63 × 2 1/2"	16	- / 10
08941103018	75 × 2 1/2"	10	- / 6
08941103019	75 × 3"	10	- / 4
08941103020	90 × 3"	10	- / 7
08941103021	110 × 4"	10	- / 5

NORMA MARLIN®
FEMALE THREADED TEE

Part number	Size (mm × inch)	PN	Packaging (Units)
			Bag Qty. / Box Qty.
08941104001	20 × 1/2"	16	20 / 100
08941104002	20 × 3/4"	16	20 / 100
08941104003	25 × 1/2"	16	10 / 80
08941104004	25 × 3/4"	16	10 / 80
08941104005	25 × 1"	16	10 / 80
08941104006	32 × 3/4"	16	10 / 50
08941104007	32 × 1"	16	10 / 50
08941104008	32 × 1 1/4"	16	10 / 40
08941104009	40 × 1"	16	- / 28
08941104010	40 × 1 1/4"	16	- / 28
08941104011	40 × 1 1/2"	16	- / 25
08941104012	50 × 1 1/4"	16	- / 18
08941104013	50 × 1 1/2"	16	- / 18
08941104014	50 × 2"	16	- / 15
08941104015	63 × 1 1/2"	16	- / 10
08941104016	63 × 2"	16	- / 10
08941104017	63 × 2 1/2"	10	- / 10
08941104018	75 × 2"	10	- / 6
08941104019	75 × 2 1/2"	10	- / 6
08941104020	75 × 3"	10	- / 4
08941104021	90 × 2 1/2"	10	- / 3
08941104022	90 × 3"	10	- / 3
08941104023	110 × 3"	10	- / 6
08941104024	110 × 4"	10	- / 6



NORMA MARLIN® PN 16 Compression Fittings

01.

NORMA MARLIN® MALE ELBOW 90°



Part number	Size (mm × inch)	PN	Packaging (Units)
			Bag Qty. / Box Qty.
08941105001	20 × 1/2"	16	20 / 200
08941105002	20 × 3/4"	16	20 / 200
08941105003	25 × 1/2"	16	10 / 150
08941105004	25 × 3/4"	16	10 / 150
08941105005	25 × 1"	16	10 / 130
08941105006	32 × 3/4"	16	10 / 90
08941105007	32 × 1"	16	10 / 90
08941105008	32 × 1 1/4"	16	10 / 80
08941105009	40 × 1"	16	- / 45
08941105010	40 × 1 1/4"	16	- / 45
08941105011	40 × 1 1/2"	16	- / 40
08941105012	50 × 1 1/4"	16	- / 30
08941105013	50 × 1 1/2"	16	- / 30
08941105014	50 × 2"	16	- / 25
08941105015	63 × 1 1/2"	16	- / 17
08941105016	63 × 2"	16	- / 17
08941105017	63 × 2 1/2"	16	- / 15
08941105018	75 × 2 1/2"	16	- / 10
08941105019	75 × 3"	16	- / 10
08941105020	90 × 3"	16	- / 5
08941105021	90 × 4"	16	- / 5
08941105022	110 × 4"	16	- / 3

NORMA MARLIN® FEMALE ELBOW 90°



Part number	Size (mm × inch)	PN	Packaging (Units)
			Bag Qty. / Box Qty.
08941106001	20 × 1/2"	16	20 / 200
08941106002	20 × 3/4"	16	20 / 200
08941106003	25 × 1/2"	16	10 / 150
08941106004	25 × 3/4"	16	10 / 150
08941106005	25 × 1"	16	10 / 130
08941106006	32 × 3/4"	16	10 / 90
08941106007	32 × 1"	16	10 / 90
08941106008	32 × 1 1/4"	16	10 / 80
08941106009	40 × 1 1/4"	16	- / 45
08941106010	40 × 1 1/2"	16	- / 40
08941106011	50 × 1 1/4"	16	- / 30
08941106012	50 × 1 1/2"	16	- / 30
08941106013	50 × 2"	16	- / 25
08941106014	63 × 1 1/2"	16	- / 17
08941106015	63 × 2"	16	- / 17
08941106016	63 × 2 1/2"	10	- / 15
08941106017	75 × 2 1/2"	10	- / 10
08941106018	75 × 3"	10	- / 10
08941106019	90 × 3"	10	- / 5
08941106020	90 × 4"	10	- / 4
08941106021	110 × 4"	10	- / 3

NORMA MARLIN® PN 16 Compression Fittings

**NORMA MARLIN®
STRAIGHT COUPLER**



Part number	Size (mm)	PN	Packaging (Units)
			Bag Qty. / Box Qty.
08941107001	20	16	20 / 160
08941107002	25	16	10 / 100
08941107003	32	16	10 / 60
08941107004	40	16	- / 40
08941107005	50	16	- / 25
08941107006	63	16	- / 15
08941107007	75	16	- / 8
08941107008	90	16	- / 5
08941107009	110	16	- / 3

**NORMA MARLIN®
EQUAL ELBOW 90°**



Part number	Size (mm)	PN	Packaging (Units)
			Bag Qty. / Box Qty.
08941108001	20	16	20 / 120
08941108002	25	16	10 / 100
08941108003	32	16	10 / 60
08941108004	40	16	- / 30
08941108005	50	16	- / 20
08941108006	63	16	- / 12
08941108007	75	16	- / 6
08941108008	90	16	- / 3
08941108009	110	16	- / 6

**NORMA MARLIN®
EQUAL TEE**



Part number	Size (mm)	PN	Packaging (Units)
			Bag Qty. / Box Qty.
08941109001	20	16	20 / 80
08941109002	25	16	10 / 60
08941109003	32	16	10 / 30
08941109004	40	16	- / 20
08941109005	50	16	- / 12
08941109006	63	16	- / 8
08941109007	75	10	- / 4
08941109008	90	10	- / 5
08941109009	110	10	- / 4

**NORMA MARLIN®
END CAP**



Part number	Size (mm)	PN	Packaging (Units)
			Bag Qty. / Box Qty.
08941110001	20	16	20 / 280
08941110002	25	16	10 / 200
08941110003	32	16	10 / 120
08941110004	40	16	- / 60
08941110005	50	16	- / 40
08941110006	63	16	- / 24
08941110007	75	16	- / 15
08941110008	90	16	- / 9
08941110009	110	16	- / 6



NORMA MARLIN® PN 16 Compression Fittings

01.

NORMA MARLIN® REDUCING COUPLER



Part number	Size (mm × mm)	PN	Packaging (Units)
			Bag Qty. / Box Qty.
08941111001	25 × 20	16	10 / 120
08941111002	32 × 20	16	10 / 80
08941111003	32 × 25	16	10 / 80
08941111004	40 × 25	16	- / 45
08941111005	40 × 32	16	- / 40
08941111006	50 × 32	16	- / 30
08941111007	50 × 40	16	- / 30
08941111008	63 × 25	16	- / 20
08941111009	63 × 32	16	- / 20
08941111010	63 × 40	16	- / 15
08941111011	63 × 50	16	- / 15
08941111012	75 × 50	16	- / 12
08941111013	75 × 63	16	- / 8
08941111014	90 × 63	16	- / 6
08941111015	90 × 75	16	- / 6
08941111016	110 × 63	16	- / 4
08941111017	110 × 75	16	- / 4
08941111018	110 × 90	16	- / 3

NORMA MARLIN® REDUCING TEE



Part number	Size (mm × mm)	PN	Packaging (Units)
			Bag Qty. / Box Qty.
08941112001	25 × 20	16	10 / 60
08941112002	32 × 25	16	10 / 40
08941112003	40 × 32	16	- / 21
08941112004	50 × 32	16	- / 14
08941112005	50 × 40	16	- / 14
08941112006	63 × 32	16	- / 8
08941112007	63 × 50	16	- / 8
08941112008	75 × 63	16	- / 4
08941112009	90 × 75	10	- / 5
08941112010	110 × 90	10	- / 4

NORMA MARLIN® FLANGE ADAPTOR



Part number	Size (mm × DN)	PN	Packaging (Units)
			Bag Qty. / Box Qty.
08941113001	50 × DN40	16	- / 20
08941113002	63 × DN50	16	- / 15
08941113003	75 × DN65	16	- / 8
08941113004	90 × DN80	16	- / 5

NORMA MARLIN® EQUAL ELBOW 90° WITH CENTRAL FEMALE THREAD



Part number	Size (mm × inch)	PN	Packaging (Units)
			Bag Qty. / Box Qty.
08941114001	25 × 1/2"	16	10 / 100
08941114002	32 × 3/4"	16	10 / 60

NORMA MARLIN® PN 16 Compression Fittings

**NORMA MARLIN®
WALL PLATE ELBOW**



Part number	Size (mm × inch)	PN	Packaging (Units)
			Bag Qty. / Box Qty.
08941115001	20 × 1/2"	16	20 / 160
08941115002	25 × 1/2"	16	10 / 100
08941115003	25 × 3/4"	16	10 / 100
08941115004	32 × 1"	16	10 / 60

**NORMA MARLIN®
MALE BRASS THREADED
ADAPTOR**



Part number	Size (mm × inch)	PN	Packaging (Units)
			Bag Qty. / Box Qty.
08941116001	20 × 1/2"	16	5 / 80
08941116002	25 × 3/4"	16	5 / 65
08941116003	32 × 1"	16	5 / 35
08941116004	32 × 1 1/4"	16	5 / 35

**NORMA MARLIN®
FEMALE BRASS THREADED
ADAPTOR**



Part number	Size (mm × inch)	PN	Packaging (Units)
			Bag Qty. / Box Qty.
08941117001	20 × 1/2"	16	5 / 80
08941117002	25 × 3/4"	16	5 / 65
08941117003	32 × 1"	16	5 / 35

**NORMA MARLIN®
MALE BRASS THREADED
ELBOW 90°**



Part number	Size (mm × inch)	PN	Packaging (Units)
			Bag Qty. / Box Qty.
08941118001	20 × 1/2"	16	5 / 80
08941118002	25 × 3/4"	16	5 / 55
08941118003	32 × 1"	16	5 / 35

**NORMA MARLIN®
FEMALE BRASS THREADED
ELBOW 90°**



Part number	Size (mm × inch)	PN	Packaging (Units)
			Bag Qty. / Box Qty.
08941119001	20 × 1/2"	16	5 / 80
08941119002	25 × 3/4"	16	5 / 55
08941119003	32 × 1"	16	5 / 35

**NORMA MARLIN®
COMPRESSION MANUAL
VALVE**



Part number	Size (mm)	PN	Packaging (Units)
			Bag Qty. / Box Qty.
08941120001	20	10	- / 60
08941120002	25	10	- / 40
08941120003	32	10	- / 30



NDS PN 10

01.



Cost-competitive high-quality compression fittings for your needs

- No special tooling required
- Easy connection
- High UV and temperature resistance
- Perfect water tightness
- Locking nut for clinching system
- Safe and durable

Love what you see? Here are some more products you may like.



NDS Ball Valve
Page 38



NDS PC Dripline
Page 58

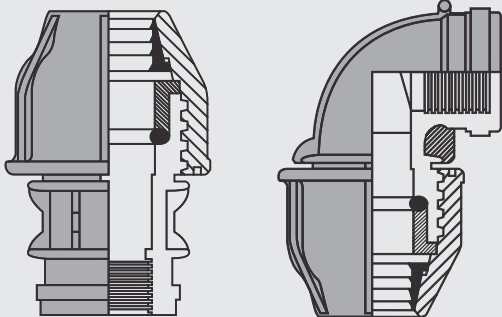


NDS Pro Spec Valve Box
Page 74

Discover more!

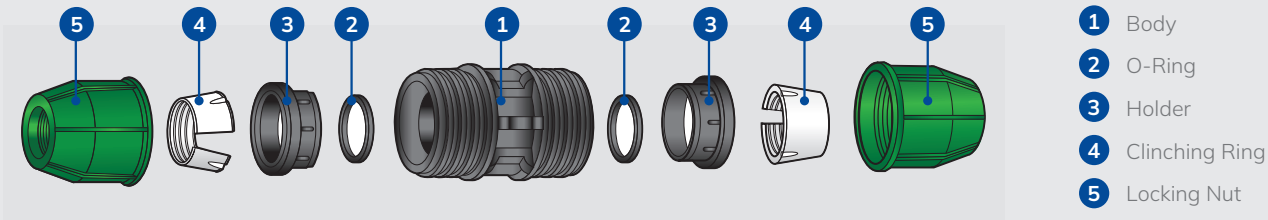


Technical Information



Applications
Ideally suited for residential landscape irrigation and for agriculture-based irrigation.


Material		
Body	Polypropylene	Working pressure: 10 bar (PN 10).
O-Ring	NBR	
Holder	Polypropylene	
Clinching Ring	POM (Acetal)	
Locking Nut	Polypropylene	




Installation Tips




01 Unscrew the nut one or two turns or to the last thread.



02 Cut the pipe and deburr if necessary. Mark the insertion depth.



03 Push the pipe to the mark or the stop-end.



04 Screw the nut on tight. The nut can be tightened manually or using a hook tool.

NDS PN 10 Compression Fittings

01.

NDS PN 10 MALE THREADED ADAPTOR



Part number	Size (mm × inch)	PN	Packaging (Units)
			Bag Qty. / Box Qty.
07962103388	16 × 1/2"	10	200 / 800
07962103389	16 × 3/4"	10	200 / 800
07962103390	20 × 1/2"	10	100 / 500
07962103391	20 × 3/4"	10	100 / 500
07962103394	25 × 1/2"	10	50 / 300
07962103392	25 × 3/4"	10	50 / 300
07962103393	25 × 1"	10	50 / 300
07962103397	32 × 1/2"	10	40 / 200
07962103395	32 × 3/4"	10	40 / 200
07962103396	32 × 1"	10	40 / 200
07962103398	40 × 1"	10	20 / 100
07962103400	40 × 1 1/4"	10	20 / 100
07962103399	40 × 1 1/2"	10	20 / 100
07962103402	50 × 1 1/4"	10	10 / 60
07962103401	50 × 1 1/2"	10	10 / 60
07962103403	50 × 2"	10	10 / 60
07962103404	63 × 1 1/2"	10	8 / 40
07962103405	63 × 2"	10	8 / 40
07962103406	75 × 2"	10	1 / 25
07962103407	75 × 2 1/2"	10	1 / 25
07962103408	90 × 3"	10	1 / 16

NDS PN 10 FEMALE THREADED ADAPTOR



Part number	Size (mm × inch)	PN	Packaging (Units)
			Bag Qty. / Box Qty.
07962103354	16 × 1/2"	10	200 / 600
07962103355	16 × 3/4"	10	200 / 600
07962103356	20 × 1/2"	10	100 / 500
07962103357	20 × 3/4"	10	100 / 500
07962103360	25 × 1/2"	10	50 / 300
07962103358	25 × 3/4"	10	50 / 300
07962103359	25 × 1"	10	50 / 300
07962103362	32 × 3/4"	10	40 / 200
07962103361	32 × 1"	10	40 / 200
07962103363	40 × 1"	10	20 / 100
07962103365	40 × 1 1/4"	10	20 / 100
07962103364	40 × 1 1/2"	10	20 / 100
07962103311	50 × 1 1/2"	10	10 / 60
07962103312	63 × 2"	10	8 / 40
07962103313	75 × 2"	10	1 / 25
07962103314	75 × 2 1/2"	10	1 / 25
07962103315	90 × 3"	10	1 / 16

NDS PN 10 Compression Fittings

NDS PN 10 MALE
THREADED TEE



Part number	Size (mm × inch)	PN	Packaging (Units)
			Bag Qty. / Box Qty.
07962103428	16 × 1/2"	10	50 / 400
07962103429	16 × 3/4"	10	50 / 400
07962103430	20 × 1/2"	10	40 / 240
07962103431	20 × 3/4"	10	40 / 240
07962103434	25 × 1/2"	10	25 / 125
07962103432	25 × 3/4"	10	25 / 125
07962103433	25 × 1"	10	25 / 125
07962103436	32 × 3/4"	10	15 / 90
07962103435	32 × 1"	10	15 / 90
07962103437	40 × 1"	10	8 / 48
07962103438	40 × 1 1/4"	10	8 / 48
07962103440	50 × 1 1/4"	10	6 / 30
07962103439	50 × 1 1/2"	10	6 / 30
07962103441	63 × 2"	10	1 / 20
07962103442	75 × 2"	10	1 / 10
07962103443	75 × 2 1/2"	10	1 / 10
07962103444	90 × 3"	10	1 / 6

NDS PN 10 FEMALE
THREADED TEE



Part number	Size (mm × inch)	PN	Packaging (Units)
			Bag Qty. / Box Qty.
07962103377	16 × 1/2"	10	50 / 350
07962103378	16 × 3/4"	10	50 / 350
07962103379	20 × 1/2"	10	40 / 240
07962103380	20 × 3/4"	10	40 / 240
07962103383	25 × 1/2"	10	25 / 125
07962103381	25 × 3/4"	10	25 / 125
07962103382	25 × 1"	10	25 / 125
07962103385	32 × 3/4"	10	15 / 90
07962103384	32 × 1"	10	15 / 90
07962103386	40 × 1"	10	8 / 48
07962103387	40 × 1 1/4"	10	8 / 48
07962103320	50 × 1 1/2"	10	6 / 30
07962103321	63 × 2"	10	1 / 20
07962103322	75 × 2 1/2"	10	1 / 10
07962103323	90 × 3"	10	1 / 6

01.

NDS PN 10 Compression Fittings

01.

NDS PN 10 MALE THREADED ELBOW 90°



Part number	Size (mm × inch)	PN	Packaging (Units)
			Bag Qty. / Box Qty.
07962103409	16 × 1/2"	10	100 / 600
07962103410	16 × 3/4"	10	100 / 600
07962103411	20 × 1/2"	10	50 / 400
07962103412	20 × 3/4"	10	50 / 400
07962103415	25 × 1/2"	10	50 / 250
07962103413	25 × 3/4"	10	50 / 250
07962103414	25 × 1"	10	50 / 250
07962103417	32 × 3/4"	10	30 / 150
07962103416	32 × 1"	10	30 / 150
07962103418	40 × 1"	10	16 / 80
07962103420	40 × 1 1/4"	10	16 / 80
07962103419	40 × 1 1/2"	10	16 / 80
07962103422	50 × 1 1/4"	10	10 / 50
07962103421	50 × 1 1/2"	10	10 / 50
07962103423	50 × 2"	10	10 / 50
07962103424	63 × 2"	10	6 / 36
07962103425	75 × 2"	10	1 / 16
07962103426	75 × 2 1/2"	10	1 / 16
07962103427	90 × 3"	10	1 / 10

NDS PN 10 FEMALE THREADED ELBOW 90°



Part number	Size (mm × inch)	PN	Packaging (Units)
			Bag Qty. / Box Qty.
07962103366	16 × 1/2"	10	100 / 600
07962103367	16 × 3/4"	10	100 / 600
07962103368	20 × 1/2"	10	50 / 400
07962103369	20 × 3/4"	10	50 / 400
07962103372	25 × 1/2"	10	50 / 250
07962103370	25 × 3/4"	10	50 / 250
07962103371	25 × 1"	10	50 / 250
07962103374	32 × 3/4"	10	30 / 150
07962103373	32 × 1"	10	30 / 150
07962103375	40 × 1"	10	16 / 80
07962103376	40 × 1 1/4"	10	16 / 80
07962103316	50 × 1 1/2"	10	10 / 50
07962103317	63 × 2"	10	6 / 36
07962103318	75 × 2 1/2"	10	1 / 16
07962103319	90 × 3"	10	1 / 10

NDS PN 10 Compression Fittings

NDS PN 10 STRAIGHT COUPLER



Part number	Size (mm)	PN	Packaging (Units)
			Bag Qty. / Box Qty.
07962103490	16	10	100 / 500
07962103491	20	10	50 / 300
07962103492	25	10	30 / 210
07962103493	32	10	20 / 120
07962103494	40	10	10 / 60
07962103495	50	10	8 / 40
07962103496	63	10	1 / 30
07962103497	75	10	1 / 14
07962103498	90	10	1 / 12

NDS PN 10 EQUAL ELBOW 90°



Part number	Size (mm)	PN	Packaging (Units)
			Bag Qty. / Box Qty.
07962103327	16	10	100 / 500
07962103328	20	10	50 / 300
07962103329	25	10	30 / 180
07962103330	32	10	20 / 100
07962103331	40	10	10 / 50
07962103332	50	10	8 / 32
07962103333	63	10	1 / 20
07962103334	75	10	1 / 12
07962103335	90	10	1 / 8

NDS PN 10 EQUAL TEE



Part number	Size (mm)	PN	Packaging (Units)
			Bag Qty. / Box Qty.
07962103345	16	10	50 / 300
07962103346	20	10	30 / 180
07962103347	25	10	20 / 100
07962103348	32	10	10 / 70
07962103349	40	10	8 / 32
07962103350	50	10	5 / 20
07962103351	63	10	1 / 15
07962103352	75	10	1 / 8
07962103353	90	10	1 / 5

NDS PN 10 END CAP



Part number	Size (mm)	PN	Packaging (Units)
			Bag Qty. / Box Qty.
07962103336	16	10	200 / 1000
07962103337	20	10	100 / 600
07962103338	25	10	50 / 350
07962103339	32	10	40 / 240
07962103340	40	10	20 / 120
07962103341	50	10	20 / 60
07962103342	63	10	8 / 48
07962103343	75	10	1 / 25
07962103344	90	10	1 / 16

NDS PN 10 Compression Fittings

01.

NDS PN 10 REDUCING COUPLER



Part number	Size (mm × mm)	PN	Packaging (Units)
			Bag Qty. / Box Qty.
07962103454	20 × 16	10	100 / 400
07962103455	25 × 20	10	40 / 240
07962103456	32 × 20	10	30 / 180
07962103457	32 × 25	10	30 / 150
07962103458	40 × 20	10	15 / 90
07962103459	40 × 25	10	15 / 90
07962103460	40 × 32	10	15 / 90
07962103461	50 × 20	10	10 / 60
07962103462	50 × 25	10	10 / 60
07962103463	50 × 32	10	10 / 50
07962103464	50 × 40	10	8 / 48
07962103465	63 × 25	10	6 / 36
07962103466	63 × 32	10	6 / 36
07962103467	63 × 40	10	6 / 36
07962103468	63 × 50	10	6 / 36
07962103469	75 × 40	10	1 / 16
07962103470	75 × 50	10	1 / 16
07962103471	75 × 63	10	1 / 16
07962103472	90 × 63	10	1 / 12
07962103473	90 × 75	10	1 / 12

NDS PN 10 REDUCING TEE



Part number	Size (mm × mm)	PN	Packaging (Units)
			Bag Qty. / Box Qty.
07962103474	25 × 20	10	20 / 120
07962103475	32 × 20	10	15 / 75
07962103476	32 × 25	10	15 / 75
07962103477	40 × 25	10	8 / 48
07962103478	40 × 32	10	8 / 48
07962103479	50 × 25	10	6 / 24
07962103480	50 × 32	10	6 / 24
07962103481	50 × 40	10	5 / 25
07962103482	63 × 32	10	1 / 18
07962103483	63 × 40	10	1 / 18
07962103484	63 × 50	10	1 / 15
07962103485	75 × 40	10	1 / 12
07962103486	75 × 50	10	1 / 10
07962103487	75 × 63	10	1 / 10
07962103488	90 × 63	10	1 / 6
07962103489	90 × 75	10	1 / 6

NDS PN 10 EQUAL ELBOW 90° WITH CENTRAL FEMALE THREAD



Part number	Size (mm × inch)	PN	Packaging (Units)
			Bag Qty. / Box Qty.
07962103324	20 × 1/2"	10	10 / 200
07962103325	25 × 1/2"	10	10 / 120
07962103326	32 × 3/4"	10	10 / 80

NDS PN 10 WALL PLATE ELBOW



Part number	Size (mm × inch)	PN	Packaging (Units)
			Bag Qty. / Box Qty.
07962103499	25 × 3/4"	10	10 / 150



NDS Ball Valve

01.



Exceeding performance, even in harsh conditions

- ✓ Innovative design of the ball valve allows full true passage in open condition
- ✓ Higher corrosion and frost resistance
- ✓ More efficient water discharge due to lower wall thickness of the nylon ball valve
- ✓ Removable handle prevents unauthorised manipulation of the valve
- ✓ Superior mechanical resistance due to nylon material
- ✓ Maximum operating temperature of 60° C

Love what you see? Here are some more products you may like.



NDS PN 16
Page 08




Nylon Threaded
Fittings Page 41

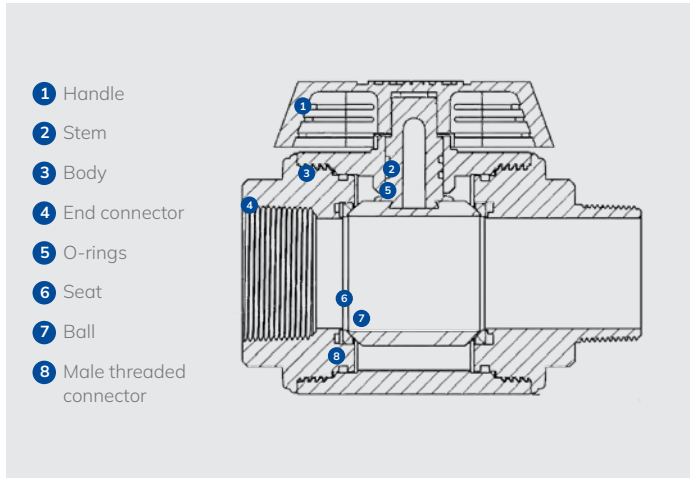


NDS PC Dripline
Page 58

Discover
more!



Technical Information



Applications

Perfect for all irrigation applications, especially for higher demanding installations like sports fields, large public parks, golf courses, large agricultural sites, etc. Can also be used in industrial applications.

Material

Working Pressure: 16 bar (PN16)

- Handle: Nylon
- Stem: POM (Acetal)
- Body: Nylon
- End connector: Nylon
- O-rings: NBR
- Seat: HDPE
- Ball: CPVC
- Male threaded connector (FXM): Nylon

High quality glass reinforced nylon construction

Guyco is a NORMA Group brand

Guideline for removing the handle



01 Turn the handle slightly clockwise



02 Put fingers below handle and pull it up at the same time, with thumb pushing down on valve body

NDS Nylon Ball Valves

01.

NDS NYLON FEMALE x FEMALE



Part number	Size (mm x inch)	PN	Packaging (Units)
			Ind. Qty. / Box Qty.
08372513400	15 x 1/2"	16	1 / 60
08372513401	20 x 3/4"	16	1 / 60
08372513402	25 x 1"	16	1 / 40
08372513403	32 x 1 1/4"	16	1 / 30
08372513404	40 x 1 1/2"	16	1 / 20
08372513405	50 x 2"	16	1 / 12

NDS NYLON MALE x FEMALE



Part number	Size (mm x inch)	PN	Packaging (Units)
			Ind. Qty. / Box Qty.
08372513406	20 x 3/4"	16	1 / 60
08372513407	25 x 1"	16	1 / 40
08372513408	32 x 1 1/4"	16	1 / 30
08372513409	40 x 1 1/2"	16	1 / 20
08372513410	50 x 2"	16	1 / 12

NDS NYLON REGULAR BLUE HANDLE



Part number	Size (mm)	Packaging (Units)
		Ind. Qty. / Box Qty.
08372513430	15 & 20	1 / 500
08372513431	25	1 / 250
08372513432	32	1 / 250
08372513433	40	1 / 250
08372513434	50	1 / 250

NORMA Nylon Threaded Fittings

Perfect complement to the Nylon Ball Valves, same level of quality and strenght.

- ✓ Extended range of durable high quality threaded fittings
- ✓ Manufactured from glass fibre reinforced nylon
- ✓ The precision heavy-duty tapered threads deliver a strong sealing effect
- ✓ Suitable for all irrigation applications, especially for use in harsh conditions

Guyco is a NORMA Group brand.

NORMA Nylon Threaded Fittings

NORMA NYLON FEMALE THREADED CAP



Part number	Size mm (inch)	PN	Packaging (Units)
			Bag Qty. / Box Qty.
08374600010	15 (1/2")	16	100 / 1000
08374600015	20 (3/4")	16	75 / 750
08374600020	25 (1")	16	45 / 450
08374600025	32 (1 1/4")	16	23 / 230
08374600030	40 (1 1/2")	16	17 / 170
08374600035	50 (2")	16	10 / 100
08374600040	65 (2 1/2")	12	6 / 60
08374600045	80 (3")	10	7 / 70
08374600005	100 (4")	10	2 / 23

NORMA NYLON MALE x MALE THREADED NIPPLE



Part number	Size mm (inch)	PN	Packaging (Units)
			Bag Qty. / Box Qty.
08374600080	15 (1/2")	16	100 / 1000
08374600085	20 (3/4")	16	75 / 750
08374600090	25 (1")	16	45 / 450
08374600095	32 (1 1/4")	16	23 / 230
08374600100	40 (1 1/2")	16	17 / 170
08374600105	50 (2")	16	10 / 100
08374600110	65 (2 1/2")	12	6 / 60
08374600115	80 (3")	10	7 / 70

NORMA Nylon Threaded Fittings

01.

NORMA NYLON MALE × MALE THREADED REDUCING NIPPLE



Part number	Size mm × mm (inch × inch)	PN	Packaging (Units)
			Bag Qty. / Box Qty.
08374600300	20 × 15 (3/4" × 1/2")	16	60 / 600
08374600305	25 × 15 (1" × 1/2")	16	17 / 170
08374600310	25 × 20 (1" × 3/4")	16	60 / 600
08374600315	32 × 20 (1 1/4" × 3/4")	16	10 / 100
08374600320	32 × 25 (1 1/4" × 1")	16	40 / 400
08374600325	40 × 20 (1 1/2" × 3/4")	16	15 / 150
08374600330	40 × 25 (1 1/2" × 1")	16	31 / 310
08374600335	40 × 32 (1 1/2" × 1 1/4")	16	29 / 290
08374600340	50 × 20 (2" × 3/4")	16	18 / 180
08374600345	50 × 25 (2" × 1")	16	18 / 180
08374600350	50 × 32 (2" × 1 1/4")	16	16 / 160
08374600355	50 × 40 (2" × 1 1/2")	16	16 / 160
08374600360	65 × 32 (2 1/2" × 1 1/4")	12	5 / 50
08374600365	65 × 40 (2 1/2" × 1 1/2")	12	5 / 50
08374600370	65 × 50 (2 1/2" × 2")	12	4 / 40
08374600380	80 × 50 (3" × 2")	10	5 / 48
08374600385	80 × 65 (3" × 2 1/2")	10	6 / 64

NORMA NYLON MALE THREADED PLUG



Part number	Size mm (inch)	PN	Packaging (Units)
			Bag Qty. / Box Qty.
08374600150	15 (1/2")	16	65 / 650
08374600155	20 (3/4")	16	80 / 800
08374600160	25 (1")	16	45 / 450
08374600165	32 (1 1/4")	16	26 / 260
08374600170	40 (1 1/2")	16	37 / 370
08374600175	50 (2")	16	24 / 240
08374600180	65 (2 1/2")	12	6 / 60
08374600185	80 (3")	10	9 / 90

NORMA Nylon Threaded Fittings

**NORMA NYLON MALE × FEMALE
THREADED REDUCING BUSH**



Part number	Size mm × mm (inch × inch)	PN	Packaging (Units)
			Bag Qty. / Box Qty.
08374600215	20 x 15 (3/4" × 1/2")	16	80 / 800
08374600225	25 x 15 (1" × 1/2")	16	54 / 540
08374600230	25 x 20 (1" × 3/4")	16	60 / 600
08374600240	32 x 20 (1 1/4" × 3/4")	16	30 / 300
08374600245	32 x 25 (1 1/4" × 1")	16	60 / 600
08374600255	40 x 20 (1 1/2" × 3/4")	16	24 / 240
08374600260	40 x 25 (1 1/2" × 1")	16	22 / 220
08374600265	40 x 32 (1 1/2" × 1 1/4")	16	50 / 500
08374600275	50 x 20 (2" × 3/4")	16	28 / 280
08374600280	50 x 25 (2" × 1")	16	28 / 280
08374600285	50 x 32 (2" × 1 1/4")	16	28 / 280
08374600290	50 x 40 (2" × 1 1/2")	16	26 / 260

**NORMA NYLON FEMALE ×
FEMALE THREADED SOCKET**



Part number	Size mm (inch)	PN	Packaging (Units)
			Bag Qty. / Box Qty.
08374600450	15 (1/2")	16	50 / 500
08374600455	20 (3/4")	16	66 / 660
08374600460	25 (1")	16	48 / 480
08374600465	32 (1 1/4")	16	26 / 260
08374600470	40 (1 1/2")	16	20 / 200
08374600475	50 (2")	16	12 / 120

**NORMA NYLON FEMALE ×
FEMALE THREADED REDUCING
SOCKET**



Part number	Size mm × mm (inch × inch)	PN	Packaging (Units)
			Bag Qty. / Box Qty.
08374600390	20 x 15 (3/4" × 1/2")	16	38 / 380
08374600395	25 x 15 (1" × 1/2")	16	27 / 270
08374600400	25 x 20 (1" × 3/4")	16	25 / 250
08374600405	32 x 20 (1 1/4" × 3/4")	16	16 / 160
08374600410	32 x 25 (1 1/4" × 1")	16	15 / 150
08374600415	40 x 20 (1 1/2" × 3/4")	16	14 / 140
08374600420	40 x 25 (1 1/2" × 1")	16	12 / 120
08374600425	40 x 32 (1 1/2" × 1 1/4")	16	11 / 110
08374600430	50 x 20 (2" × 3/4")	16	9 / 90
08374600435	50 x 25 (2" × 1")	16	8 / 80
08374600440	50 x 32 (2" × 1 1/4")	16	7 / 70
08374600445	50 x 40 (2" × 1 1/2")	16	14 / 140

**NORMA NYLON FEMALE ×
FEMALE THREADED
ELBOW 90°**



Part number	Size mm (inch)	PN	Packaging (Units)
			Bag Qty. / Box Qty.
08374600050	15 (1/2")	16	40 / 400
08374600055	20 (3/4")	16	27 / 270
08374600060	25 (1")	16	32 / 320
08374600065	32 (1 1/4")	16	19 / 190
08374600070	40 (1 1/2")	16	13 / 130
08374600075	50 (2")	16	7 / 70

01.

NORMA Nylon Threaded Fittings

01.

NORMA NYLON MALE × FEMALE THREADED ELBOW 90°



Part number	Size mm (inch)	PN	Packaging (Units)
			Bag Qty. / Box Qty.
08374600120	15 (1/2")	16	45 / 450
08374600125	20 (3/4")	16	54 / 540
08374600130	25 (1")	16	32 / 320
08374600135	32 (1 1/4")	16	20 / 200
08374600140	40 (1 1/2")	16	13 / 130
08374600145	50 (2")	16	8 / 80

NORMA NYLON FEMALE THREADED EQUAL TEE



Part number	Size mm (inch)	PN	Packaging (Units)
			Bag Qty. / Box Qty.
08374600480	15 (1/2")	16	25 / 250
08374600485	20 (3/4")	16	33 / 330
08374600490	25 (1")	16	20 / 200
08374600495	32 (1 1/4")	16	11 / 110
08374600500	40 (1 1/2")	16	8 / 80
08374600505	50 (2")	16	5 / 45

NORMA NYLON THREADED HOSE TAIL (MALE × HOSE TAIL)



Part number	Size mm (inch)	PN	Packaging (Units)
			Bag Qty. / Box Qty.
08374700005	15 × 1/2	16	80 / 800
08374700010	20 × 3/4	16	45 / 450
08374700015	25 × 1	16	55 / 550
08374700020	32 × 1 1/4	16	31 / 310
08374700025	40 × 1 1/2	16	22 / 220
08374700030	50 × 2	16	12 / 120

NORMA Hexagon Polypropylene Threaded Fittings

Cost competitive high-quality threaded fittings for your needs.

- ✓ NORMA quality
- ✓ Safe and durable
- ✓ High pressure rate, great performance
- ✓ Reliable connections

NORMA Hexagon Polypropylene Threaded Fittings

NORMA MALE x MALE NIPPLE BSP



Part number	Size (inch)	PN	Packaging (Units)
			Bag Qty. / Box Qty.
07962698001	1/2"	16	100 / 1600
07962698002	3/4"	16	100 / 1000
07962698003	1"	16	100 / 600
07962698004	1 1/4"	16	100 / 400
07962698005	1 1/2"	16	100 / 300
07962698006	2"	16	50 / 150
07962698007	3"	12	20 / 60
07962698008	4"	10	10 / 40

NORMA MALE x MALE REDUCING NIPPLE BSP



Part number	Size (inch x inch)	PN	Packaging (Units)
			Bag Qty. / Box Qty.
07962698009	3/4" x 1/2"	16	100 / 1000
07962698010	1" x 3/4"	16	100 / 600
07962698011	1 1/2" x 1"	16	100 / 400
07962698012	2" x 1"	16	50 / 200
07962698013	2" x 1 1/2"	16	50 / 200
07962698014	3" x 2"	12	20 / 60
07962698015	4" x 3"	10	10 / 40

NORMA MALE x FEMALE REDUCING BUSH BSP



Part number	Size (inch x inch)	PN	Packaging (Units)
			Bag Qty. / Box Qty.
07962698016	3/4" x 1/2"	16	100 / 2400
07962698017	1" x 1/2"	16	100 / 1000
07962698018	1" x 3/4"	16	100 / 1000

NDS Tank Fittings

Specially designed to install the tank fitting tube for holding the tank piping applications

- ✓ Molded from highly UV stabilized, glass reinforced nylon or polypropylene (PP) materials
- ✓ Heavy duty tapered threads reduce cross-threading effects
- ✓ Resistant to a wide range of chemicals and bacteria
- ✓ Extensive range of sizes from 15mm – 100mm (1/2" to 4"), PN 12.5 rating

NDS FEMALE x MALE TANK FITTINGS



Part number	Size (inch)	PN	Packaging (Units)
			Bag Qty. / Box Qty.
07960900005	15 (1/2")	12	10 / 200
07960900006	20 (3/4")	12	10 / 160
07960900007	25 (1")	12	10 / 120
07960900008	32 (1 1/4")	12	10 / 80
07960900009	40 (1 1/2")	12	5 / 60
07960900010	50 (2")	12	5 / 40
07960900011	80 (3")	12	
07960900014	100 (4")	12	

Guyco is a Norma Group brand.

Clamp Saddles & Complementary Irrigation Connections

Ideal solution for branching from existing pipes.

NDS Clamp Saddles with Stainless Steel Reinforced Ring

- ✓ Polypropylene body with a reinforced stainless steel ring for extra strength and resistance
- ✓ Working pressure of 12.5 bar for superior performance
- ✓ Bolts and nuts made of zinc plated mild steel to avoid corrosion
- ✓ Extended range for all irrigation applications

NDS CLAMP SADDLES WITH STAINLESS STEEL REINFORCED RING



Part number	Size (mm x inch)	PN	N° of Bolts	Package (Units)
				Bag Qty. / Box Qty.
07961570661	32 x 1/2"	12.5	2	40 / 160
07961570662	32 x 3/4"	12.5	2	40 / 160
07961570663	32 x 1"	12.5	2	40 / 160
07961570664	40 x 1/2"	12.5	2	30 / 150
07961570665	40 x 3/4"	12.5	2	30 / 150
07961570666	40 x 1"	12.5	2	30 / 150
07961570667	50 x 1/2"	12.5	2	30 / 150
07961570668	50 x 3/4"	12.5	2	30 / 150
07961570669	50 x 1"	12.5	2	30 / 150
07961570670	63 x 1/2"	12.5	4	20 / 80
07961570671	63 x 3/4"	12.5	4	20 / 80
07961570672	63 x 1"	12.5	4	20 / 80
07961570673	63 x 1 1/4"	12.5	4	20 / 80
07961570674	75 x 1/2"	12.5	4	10 / 50
07961570675	75 x 3/4"	12.5	4	10 / 50
07961570676	75 x 1"	12.5	4	10 / 50
07961570677	75 x 1 1/4"	12.5	4	10 / 50
07961570678	75 x 1 1/2"	12.5	4	10 / 50
07961570679	75 x 2"	12.5	4	10 / 50
07961570680	90 x 1/2"	12.5	4	10 / 30
07961570681	90 x 3/4"	12.5	4	10 / 30
07961570682	90 x 1"	12.5	4	10 / 30
07961570683	90 x 1 1/4"	12.5	4	10 / 30
07961570684	90 x 1 1/2"	12.5	4	10 / 30
07961570685	90 x 2"	12.5	4	10 / 30

Part number	Size (mm x inch)	PN	N° of Bolts	Package (Units)
				Bag Qty. / Box Qty.
07961570686	110 x 1/2"	12.5	4	10 / 30
07961570687	110 x 3/4"	12.5	4	10 / 30
07961570688	110 x 1"	12.5	4	10 / 30
07961570689	110 x 1 1/4"	12.5	4	10 / 30
07961570690	110 x 1 1/2"	12.5	4	10 / 30
07961570691	110 x 2"	12.5	4	10 / 30
07961570692	125 x 3/4"	12.5	4	6 / 24
07961570693	125 x 1"	12.5	4	6 / 24
07961570694	125 x 1 1/4"	12.5	4	6 / 24
07961570695	125 x 2"	12.5	4	6 / 24
07961570696	160 x 1/2"	12.5	6	1 / 15
07961570697	160 x 3/4"	12.5	6	1 / 15
07961570698	160 x 1"	12.5	6	1 / 15
07961570699	160 x 1 1/4"	12.5	6	1 / 15
07961570700	160 x 1 1/2"	12.5	6	1 / 15
07961570701	160 x 2"	12.5	6	1 / 15
07961570702	180 x 3/4"	12.5	6	1 / 10
07961570703	180 x 1"	12.5	6	1 / 10
07961570704	180 x 1 1/4"	12.5	6	1 / 10
07961570705	180 x 1 1/2"	12.5	6	1 / 10
07961570706	180 x 2"	12.5	6	1 / 10
07961571323	200 x 3/4"	12.5	6	1 / 8
07961570707	200 x 1"	12.5	6	1 / 8
07961570708	200 x 1 1/4"	12.5	6	1 / 8
07961570709	200 x 1 1/2"	12.5	6	1 / 8
07961570710	200 x 2"	12.5	6	1 / 8

NORMA Clamp Saddles Non-Reinforced

- ✓ Cost-effective high-quality clamp saddles
- ✓ Ideal for your regular needs in most irrigation applications
- ✓ Bolts made of zink-plated mild steel to resist to corrosion
- ✓ Working pressure of 10 bar for great performance in most irrigation applications


NORMA CLAMP SADDLES NON-REINFORCED









Part number	Size (mm x inch)	PN	N° of Bolts	Packaging (Units)
				Bag Qty. / Box Qty.
08941201001	25 x 1/2"	10	2	1 / 200
08941201002	25 x 3/4"	10	2	1 / 200
08941201003	32 x 1/2"	10	2	1 / 150
08941201004	32 x 3/4"	10	2	1 / 150
08941201005	40 x 1/2"	10	2	1 / 120
08941201006	40 x 3/4"	10	2	1 / 120
08941201007	40 x 1"	10	2	1 / 120
08941201008	50 x 1/2"	10	2	1 / 100
08941201009	50 x 3/4"	10	2	1 / 100
08941201010	50 x 1"	10	2	1 / 100
08941201011	63 x 1/2"	10	4	1 / 50
08941201012	63 x 3/4"	10	4	1 / 50
08941201013	63 x 1"	10	4	1 / 50
08941201014	63 x 1-1/4"	10	4	1 / 50

Complementary Connections

Complementary accessories to connect the clamp saddles to the spray-heads and sprinklers

NDS SUPER FLEXEE SWING PIPE		COLOR: BLACK	
EMEA part number	Pattern	Coil size (m)	
08942450001	Diameter: 17.5 mm; Thickness: 2.5 mm	30 (wrapped)	

NDS SWING PIPE FITTINGS				COLOR: BLACK
	EMEA part number	USA reference	Pattern	Packaging (Units)
				Bag Qty.
	08002460007	FPC-0490	Barbed Connector	250
	08002460005	FPA-0500	1/2" Male x Barbed Adaptor	300
	08002460006	FPA-0750	3/4" Male x Barbed Adaptor	250
	08002460008	FPE-0500	1/2" Male x Barbed Elbow	400
	08002460009	FPE-0750	3/4" Male x Barbed Elbow	250
	08002460010	FPT-0500	1/2" Barbed Tee	500

NORMACLAMP® TORRO

01.



The industry's gold standard for more than 50 years



- ✓ Multi-range hose clamp
- ✓ No chromium (VI) used for coating purposes
- ✓ Clamping ranges in acc. with DIN 3017: 8 – 16 mm to 140 – 160 mm
- ✓ Larger diameters available on request

Love what you see? Here are some more products you may like.



NDS Telescopic Compression Fittings [Page 18](#)



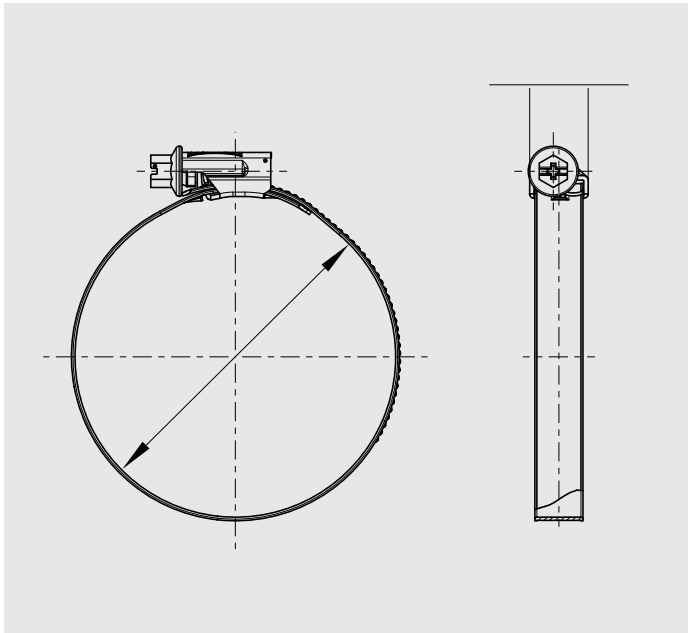
NDS Reinforced Clamp Saddle [Page 47](#)



NDS PC Dripline [Page 58](#)



Technical Information



Material

TORRO is well suited to applications involving poly and braided tubing that require a complete seal, e.g. for:

- Joining cooling water lines
- Depressurized and pressurized fuel lines and ventilation systems
- Joining lines in sanitary applications
- Joining lines in machine building applications
- Lines in the household appliance industry
- Oil lines


Material

Group	W1, W2, W3, W4 and W5
Band & housing	W1 (Galvanized steel), W2 and W3 (SS – AISI 430), W4 (SS – AISI 304), W5 (SS – AISI 316)
Screw	W1 (Galvanized steel), W2 (Galvanized mild steel), W3 (SS – AISI 403), W4 (SS – AISI 304), W5 (SS – AISI 316)

01.

Clamps for Water Solutions

01.

NORMACLAMP® TORRO® – W1* SCREW HEX. mm 7			
			
Part number	Designation	Width	Packaging (Units)
			Bag Qty. / Box Qty.
01267565012	TORRO 8–16	9	100
01267565017	TORRO 12–22	9	100
01267565021	TORRO 16–27	9	100
01267565026	TORRO 20–32	9	100
01267565029	TORRO 23–35	9	100
01267565032	TORRO 25–40	9	100
01267565037	TORRO 30–45	9	100
01267565043	TORRO 35–50	9	100
01267565050	TORRO 40–60	9	50
01267565060	TORRO 50–70	9	50
01267565070	TORRO 60–80	9	25
01267565080	TORRO 70–90	9	25
01267565090	TORRO 80–100	9	25
01267565100	TORRO 90–110	9	25
01266565110	TORRO 100–120	9	25
01266565120	TORRO 110–130	9	25
01266565130	TORRO 120–140	9	25
01266565140	TORRO 130–150	9	25
01266565150	TORRO 140–160	9	25
01266565160	TORRO 150–170	9	25
01266565170	TORRO 160–180	9	25
01266565180	TORRO 170–190	9	25
01266565190	TORRO 180–200	9	25

Partnumber	Designation	Width	Packaging(Units)
			BagQty./BoxQty.
01367352021	16–27	12	50
01367352026	20–32	12	50
01367352032	25–40	12	50
01367352037	30–45	12	50
01367352043	35–50	12	50
01367352050	40–60	12	25
01367352060	50–70	12	25
01367352070	60–80	12	25
01367352080	70–90	12	25
01367352090	80–100	12	25
01367352100	90–110	12	25
01366352110	100–120	12	25
01366352120	110–130	12	25
01366352130	120–140	12	25
01366352140	130–150	12	25
01366352150	140–160	12	25
01366352160	150–170	12	25
01366352170	160–180	12	25
01366352180	170–190	12	25
01366352190	180–200	12	25
01366352200	190–210	12	25
01366352210	200–220	12	25
01366352220	210–230	12	25
01366352230	220–240	12	25
01366352240	230–250	12	25
01366352250	240–260	12	25
01366352260	250–270	12	25
01366352270	260–280	12	25
01366352280	270–290	12	25
01366352290	280–300	12	25
01366352300	290–310	12	25
01366352310	300–320	12	25
01366352320	310–330	12	25
01366352330	320–340	12	25
01366352340	330–350	12	25

*Also available in W2, W3, W4 & W5

NORMACLAMP® GBS


Exceptionally high level of band tensile force

- ✓ Failure torques improved by a factor of two
- ✓ Band tensile force levels improved by a factor of three

- ✓ No welding spots and no contact corrosion
- ✓ Hollow trunions – reduce tensile forces on the bolt and the mechanical lock

NORMACLAMP® GBS® – W1*

BAND WIDTH – 18 MM



Part number	Designation	Clamping range Ø DN (mm)	Packaging (Units)
			Bag Qty. / Box Qty.
05917181018	GBS 18/18/1	17–19	50
05917181020	GBS 20/18/1	19–21	50
05917181022	GBS 22/18/1	21–23	50
05917181024	GBS 24/18/1	23–25	50
05917181026	GBS 26/18/1	25–27	50
05917181028	GBS 28/18/1	27–29	50
05917181030	GBS 30/18/1	29–31	50
05917181033	GBS 33/18/1	31–34	50
05917181036	GBS 36/18/1	34–37	50
05917181039	GBS 39/18/1	37–40	50
05917181042	GBS 42/18/1	40–43	50

NORMACLAMP® GBS® – W1*


BAND WIDTH – 20 MM



Part number	Designation	Clamping range Ø DN (mm)	Packaging (Units)
			Bag Qty. / Box Qty.
05917201045	GBS 45/20/1	43–47	50
05917201049	GBS 49/20/1	47–51	50
05917201053	GBS 53/20/1	51–55	50
05917201057	GBS 57/20/1	55–59	50
05917201061	GBS 61/20/1	59–63	50
05917201066	GBS 66/20/1	63–68	50

NORMACLAMP® GBS® – W1*

BAND WIDTH – 25 MM



Part number	Designation	Clamping range Ø DN (mm)	Packaging (Units)
			Bag Qty. / Box Qty.
05917251071	GBS 71/25/1	68–73	25
05917251076	GBS 76/25/1	73–79	25
05917251082	GBS 82/25/1	79–85	25
05917251088	GBS 88/25/1	85–91	25
05917251094	GBS 94/25/1	91–97	25
05917251101	GBS 101/25/1	97–104	25
05917251108	GBS 108/25/1	104–112	25
05917251117	GBS 117/25/1	112–121	25
05917251126	GBS 126/25/1	121–130	25

NORMACLAMP® GBS® – W1*

BAND WIDTH – 30 MM



Part number	Designation	Clamping range Ø DN (mm)	Packaging (Units)
			Bag Qty. / Box Qty.
05917301135	GBS 135/30/1	130–140	10
05917301145	GBS 145/30/1	140–150	10
05917301156	GBS 156/30/1	150–162	10
05917301168	GBS 168/30/1	162–174	10
05917301181	GBS 181/30/1	174–187	10
05917301194	GBS 194/30/1	187–200	10
05917301207	GBS 207/30/1	200–213	10
05917301220	GBS 220/30/1	213–226	10
05917301233	GBS 233/30/1	226–239	10
05917301246	GBS 246/30/1	239–252	10

*Also available in W2, W3, W4 & W5

NORMAFIX® Cable Ties

01.



Quick and safe securing of cables

NORMAFIX® Cable Tie for securing cables in electrical installations, industrial wiring, water installations, etc. Resistant to extreme temperatures and numerous external agents. Quick and safe assembly.

- ✓ Made of polyamide 6.6 for optimum resistance to extreme temperatures, bases, oils, greases, etc.
- ✓ Bent rounded tip allows easier insertion through the head of the cable ties
- ✓ Low-friction material coefficient allows a faster installation
- ✓ Smooth round edges – easier to handle and safer to install
- ✓ Variety of colors – available in: black, white, red, yellow, green, blue
- ✓ “Carbon Black” added in black cable tie flange

NORMAFIX® Cable Ties

NORMAFIX® Cable Ties



Part number						Designation	Width	Length (mm)	Maximum diameter (mm)	Resistance to traction (kg)
White	Black	Red	Yellow	Green	Blue					
08600110201	08600210201	08600310201	08600320201	08600330201	08600340201	Cable Tie 2.5 x 98	2.5	98	21	8
08600110302	08600210302					Cable Tie 2.6 x 160	2.6	160	40	8
08600110401	08600210401	08600310401	08600320401	08600330401	08600340401	Cable Tie 3.5 x 140	3.5	140	35	13
08600110402	08600210402	08600310402	08600320402	08600330402	08600340402	Cable Tie 3.5 x 200	3.5	200	50	13
08600110403	08600210403					Cable Tie 3.5 x 290	3.5	290	80	13
08600110404	08600210404					Cable Tie 3.5 x 370	3.5	370	103	13
08600110501	08600210501					Cable Tie 4.5 x 120	4.5	120	24	20
08600110502	08600210502					Cable Tie 4.5 x 160	4.5	160	40	20
08600110602	08600210602	08600310601	08600320601	08600330601	08600340601	Cable Tie 4.5 x 200	4.5	200	50	22
08600110601	08600210601					Cable Tie 4.8 x 178	4.8	178	45	22
08600110603	08600210603					Cable Tie 4.8 x 250	4.8	250	68	22
08600110604	08600210604	08600310602	08600320602	08600330602	08600340602	Cable Tie 4.5 x 290	4.5	290	79	22
08600110605	08600210605					Cable Tie 4.5 x 360	4.5	360	103	22
08600110606	08600210606					Cable Tie 4.8 x 390	4.8	390	106	22
08600110607	08600210607					Cable Tie 4.5 x 430	4.5	430	115	22
08600110702	08600210702					Cable Tie 7.8 x 180	7.8	180	45	55
08600110703	08600210703					Cable Tie 7.8 x 240	7.8	240	63	55
08600110704	08600210704					Cable Tie 7.8 x 300	7.8	300	80	55
08600110705	08600210705					Cable Tie 7.5 x 365	7.5	365	100	55
08600110706	08600210706					Cable Tie 7.5 x 450	7.5	450	130	55
08600110707	08600210707					Cable Tie 7.5 x 540	7.5	540	158	55
08600110708	08600210708					Cable Tie 7.5 x 750	7.5	750	200	55
08600110801	08600210801					Cable Tie 9 x 780	9	780	233	77
08600110902	08600210902					Cable Tie 12.5 x 500	12.5	500	143	110
08600110905	08600210905					Cable Tie 12.5 x 1000	12.5	1000	302	110

02 Drip Irrigation

Introducing NORMA and NDS® Drip Irrigation, a series of efficient drip irrigation products that offers complete system-oriented watering solutions for the green industry.

The product offering includes driplines, drip fittings, drip emitters, and accessories.



Categories & Key Products



Dripline, Drip Distribution Pipes and Drip Fittings

Highly efficient complete solutions for landscape irrigation

- Self-flushing pressure compensating emitter
- Anti-siphon mechanism prevents suction of soil into the emitter
- Chemical-free root intrusion protection
- Durable under harsh conditions
- Resistance to UV radiation
- Large variety of fittings for drip irrigation

[Page 58](#)



Drip Emitters

Access to wide range of high-performance emitters

- Superior flow uniformity
- Self-flushing emitters minimise clogging
- Tool-free installation
- Pressure compensating and non pressure compensating options

[Page 68](#)



Drip Accessories

Diversified accessories that complete the drip solutions

- Easy to handle
- Superior performance
- Compatible with all drip systems
- Complementary sprinkler connection accessories

[Page 70](#)



Micro Irrigation

Check out our new TECO's catalogue 2025!

- Allow the delivery of precise amount of water directly to plant roots.
- Minimize waste from wind and evaporation.
- Use the minimum amount of energy.
- Reduce weeds and promote plant health

[Page 96](#)

NDS PC Dripline



02.

High performance dripline for landscape applications

- ✓ PC – Pressure Compensating: Even distribution of water regardless of pressure fluctuations
- ✓ Anti cracking system, for long lasting installations
- ✓ Flexible pipe for easy and fast installation in all applications
- ✓ Durable under harsh field conditions and chemicals resistant
- ✓ Pressure working range 1.0 – 4.0 bar
- ✓ Minimal clogging due to self-flushing emitter design

Love what you see? Here are some more products you may like.



Insert Fittings 16mm
[Page 64](#)



NDS Compression Drip Fittings 16mm
[Page 65](#)



NDS AccuFlow™ PC
[Page 68](#)

DISCOVER MORE!



Technical Information

Applications

Perfect solution for all landscape drip applications, specially recommended for demanding installations like public green areas, commercial applications and high-end residential irrigation systems


Material

Sustainable material: 100% recyclable polyethylene

NDS PC Dripline

NDS PC DRIPLINE 16 mm (PRESSURE COMPENSATING)		Flow: 2.1 lph	Emitters Spacing: 33 cm		
Part number	Color	Ø DN (mm)	Thickness (mm)	Coil size (m)	
08942410003	Brown	16	1.15	25 (wrapped)	
08942410001	Brown	16	1.15	50 (wrapped)	
08942410002	Brown	16	1.15	100 (wrapped)	
08942410021	Dark Brown	16	1.15	100 (wrapped)	

NOTE: We can quote different flow rates and different emitters spacing


NDS PC DRIPLINE 17 mm (PRESSURE COMPENSATING)		Flow: 2.1 lph	Emitters Spacing: 33 cm		
Part number	Color	Ø DN (mm)	Thickness (mm)	Coil size (m)	
08942410091	Brown	17	1.25	50 (wrapped)	
08942410092	Brown	17	1.25	100 (wrapped)	

NDS CV Dripline


NDS CV Dripline combines the best of NDS PC Dripline with a Check Valve (CV), saving water by reducing water wastage

- ✓ Anti-siphon mechanism prevents suction of debris into the emitter
- ✓ Ideal for slopes: each emitter has a check valve that closes at 0.14 bar, holding back 1.4 m of elevation
- ✓ Allows for longer run lengths: working pressure starting at 0.5 bar
- ✓ Dripline remains full of water between irrigation intervals providing immediate and uniform irrigation at each irrigation cycle and avoiding low head runoff

NDS CV Dripline

NDS CV DRIPLINE 16 mm (PRESSURE COMPENSATING WITH CHECK VALVE)		Flow: 2.1 lph	Emitters Spacing: 33 cm		
Part number	Color	Ø DN (mm)	Thickness (mm)	Coil size (m)	
08942410011	Brown	16	1.15	50 (wrapped)	
08942410012	Brown	16	1.15	100 (wrapped)	

NOTE: We can quote different flow rates and different emitters spacing

NDS CV DRIPLINE 17 mm (PRESSURE COMPENSATING WITH CHECK VALVE)		Flow: 2.1 lph	Emitters Spacing: 33 cm		
Part number	Color	Ø DN (mm)	Thickness (mm)	Coil size (m)	
08942410081	Brown	17	1.25	50 (wrapped)	
08942410082	Brown	17	1.25	100 (wrapped)	

NDS Distribution Pipes

Wide range of distribution pipes for all drip applications

- ✓ Flexible pipes for easy and fast installation
- ✓ Dripline complement to dripline pipes
- ✓ Same pipe quality as driplines, including anti cracking system

NDS Distribution Pipes

NDS DRIP DISTRIBUTION TUBING 16 mm (BLANK TUBING)



Part number	Color	Ø DN (mm)	Thickness (mm)	Coil size (m)
08942430001	Brown	16	1.15	25 (wrapped)
08942430002	Brown	16	1.15	50 (wrapped)
08942430003	Brown	16	1.15	100 (wrapped)
08942430011	Black	16	1.15	50 (wrapped)
08942430012	Black	16	1.15	100 (wrapped)

NDS DRIP DISTRIBUTION TUBING 17 mm (BLANK TUBING)



Part number	Color	Ø DN (mm)	Thickness (mm)	Coil size (m)
08942430081	Brown	17	1.25	50 (wrapped)
08942430082	Brown	17	1.25	100 (wrapped)


NDS Micro Drip Tubing

- ✓ Micro distribution tubing offered in a practical bucket for easy transport and usage
- ✓ Micro tubing with inline emitters
- ✓ Solution for targeted very low-volume


applications


- ✓ Innovative products, unique solutions

NDS Micro Drip Distribution Tubing

NDS DRIP MICRO TUBING 6 mm		Polyethylene			
Part number	Color	Ø DN (mm)	Thickness (mm)	Coil size (m)	
08006410332	Black	6	–	300 / Bucket	
08006410425	Black	6	–	300	

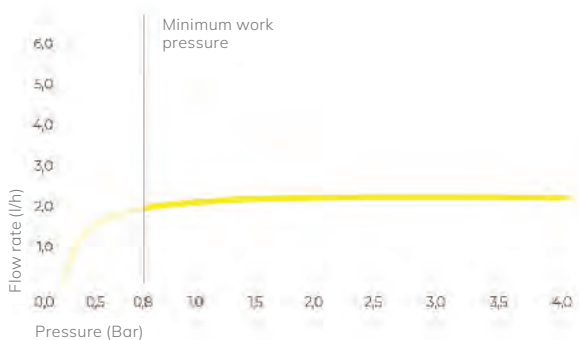
NDS Dura Flo™ JR

NDS DURA FLO™ JR DRIPLINE 6 mm WITH INLET EMITTERS		Flow: 1.9 lph	Emmitters Spacing: 15 cm			
Part number	Color	Ø DN (mm)	Thickness (mm)	Coil size (m)		
08002410027	Black	6	1.00	30		
08002410032	Brown	6	1.00	30		

NDS DURA FLO™ JR DRIPLINE 6 mm WITH INLET EMITTERS		Flow: 1.9 lph	Emmitters Spacing: 30 cm			
Part number	Color	Ø DN (mm)	Thickness (mm)	Coil size (m)		
08002410030	Black	6	1.00	30		
08002410033	Brown	6	1.00	30		

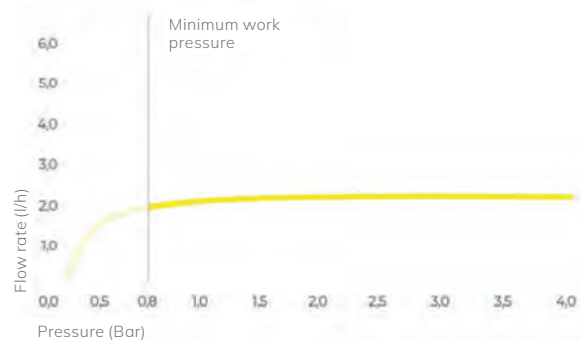
Commercial graphs of approximate curves

NDS PC Dripline diameter 16 mm



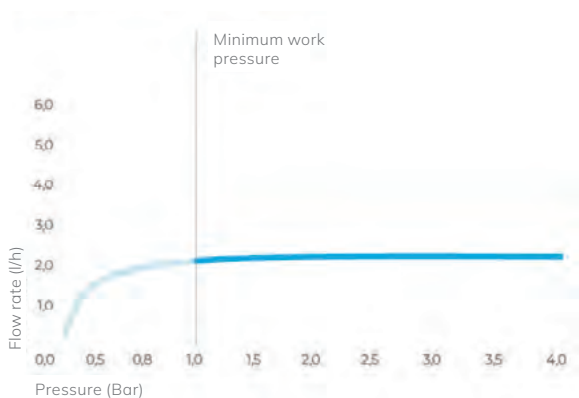
2.1 l/h True flow curves available

NDS PC Dripline diameter 17 mm



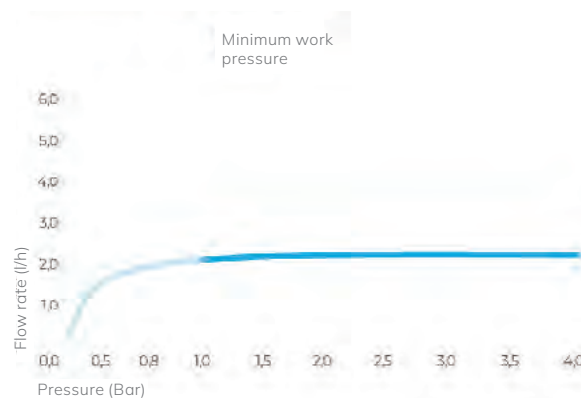
02.

NDS CV Dripline diameter 16 mm



2.1 l/h True flow curves available

NDS CV Dripline diameter 17 mm



Maximum recommended length of run (m)

NDS PC Dripline – Ø 16 mm, 33 cm Spacing

2.1 l/h, minimum working pressure 0.8 bar	Inner diameter (mm)	Pressure (bar)	Nominal flow rate (l/h)	Maximum length of run (m)
13.8	13.8	1.0	2.03	64
		2.0	2.00	121
		3.0	2.04	150
		4.0	2.04	171

NDS PC Dripline – Ø 17 mm, 33 cm Spacing

2.1 l/h, minimum working pressure 0.8 bar	Inner diameter (mm)	Pressure (bar)	Nominal flow rate (l/h)	Maximum length of run (m)
14.2	14.2	1.0	2.03	67
		2.0	2.00	128
		3.0	2.04	158
		4.0	2.04	181

NDS CV Dripline – Ø 16 mm, 33 cm Spacing

2.1 l/h, minimum working pressure 1.0 bar	Inner diameter (mm)	Pressure (bar)	Nominal flow rate (l/h)	Maximum length of run (m)
13.8	13.8	1.0	2.02	64
		2.0	2.00	121
		3.0	2.08	150
		4.0	2.10	171

NDS CV Dripline – Ø 17 mm, 33 cm Spacing

2.1 l/h, minimum working pressure 1.0 bar	Inner diameter (mm)	Pressure (bar)	Nominal flow rate (l/h)	Maximum length of run (m)
14.2	14.2	1.0	2.02	67
		2.0	2.00	128
		3.0	2.08	158
		4.0	2.10	181

Pressure indicated for the entrance of the branch. These maximum length of branch tables are a tool to help the hydraulic calculation of facilities; they constitute a particular case for the data that have been defined and do not replace the professional installation calculation.






Insert Drip Fittings

Cost competitive solution for all irrigation applications

✓ Wide range of models in 2 sizes (16 mm and 17 mm)

✓ Manufactured in acetal, great resistance

Insert Drip Fittings

NORMA INSERT DRIP FITTINGS		Diameter: 16 mm	Color: Brown
	EMEA part number	Model	Packaging (Units)
			Bag Qty. / Box Qty.
	08942410061	Coupling	25 / 250
	08942410062	Elbow	25 / 250
	08942410063	Tee	25 / 250
	08942410064	1/2" Adaptor	25 / 250
	08942410065	3/4" Adaptor	25 / 250
	08942410066	Ball Valve	25 / 250

Compression Drip Fittings

Great cost/performance balance, an optimal solution for your irrigation systems

- ✓ Very strong connection
- ✓ Long last and reliable installations
- ✓ Wide range of models in 2 color-coded sizes (16 mm and 17 mm)
- ✓ Great for all irrigation applications

NDS Compression Drip Fittings

NDS COMPRESSION DRIP FITTINGS			Diameter: 16 mm	Color: Black with Green Ring
	EMEA part number	USA reference	Model	Packaging (Units)
				Bag Qty. / Box Qty.
	08006410088	CC 600	Coupling	25 / 1,000
	08006410095	CEL 600	Elbow	25 / 800
	08006410161	CT 600	Tee	15 / 480
	08006410101	CEP 600	End Plug with Cap	25 / 800
	08006410121	CMAF 5-600	1/2" MIPT Adaptor	50 / 1,000
	08006410151	CST 600	3/4" FHT Swivel Tee w / Screen	15 / 480

Micro Drip Fittings

The right connections for micro tubing installations

✓ Wide range of models

✓ Complementary solution, Norma is the complete joining solutions specialist

NDS Micro Drip Fittings

NDS MICRO DRIP FITTINGS			Diameter: 6 mm	Color: Black
	EMEA part number	USA reference	Model	Packaging (Units)
				Bag Qty. / Box Qty.
	08006410279	SAT	Adaptor 1/2" FIPT x Barb	100 / 400
	08006410251	REA	Adaptor for Barbed Drip Emitter – 1/2 FIPT x emitter socket adaptor	100 / 400
	08006410287	ST 250	Adaptor – 1/2" FIPT x barbed swivel tee	100 / 300
	08006410285	SEL 250	Adaptor – 1/2" FIPT x barbed swivel elbow	100 / 300
	08006410232	RA 250	Riser Extension Adapter – 1/2" FIPT x 1/2" MIPT x barb	25 / 100



AccuFlow™ PC



The most accurate pressure compensating emitter



- ✓ Superior flow uniformity
- ✓ Durable self-flushing emitter
- ✓ Working pressure compensation
Pressure: 1.0 to 3.4 bar
- ✓ UV resistant
- ✓ Easy to hide in the landscape
- ✓ Clearly marked and color-coded for easy identification

Love what you see? Here are some more products you may like.



NDS PC Dripline
Page 58




NDS Compression Drip
Fittings Page 65




NDS Cuatro-Flo
Emitters Page 69


DISCOVER
MORE!




NDS Pressure Compensating Drip Emitters

NDS ACCUFLOW PRESSURE COMPENSATING EMITTERS					
EMEA part number	USA reference	Flow (lph)	Color	Packaging (Units)	
				Bag Qty.	Box Qty.
08002410065	AFPC 5	2	Blue	100	N/A
08002410061	AFPC 10	4	Black	100	N/A
08002410063	AFPC 20	8	Red	100	N/A
08006410420	AFPC 50	19	Sand	100	N/A

NDS Non-Pressure Compensating Drip Emitters

NDS SUPER-FLO™ TAKE-APART LAMINAR FLOW EMITTERS					
EMEA part number	USA reference	Flow (lph)	Color	Packaging (Units)	
				Bag Qty.	Box Qty.
08006410294	TAE 10	4	Black	100	2,000
08006410295	TAE 20	8	Green	100	2,000
08006410296	TAE 40	15	Yellow	100	2,000

NDS Pressure Compensating Fixed Flow Rate Devices

NDS CUATRO-FLO™ EMITTERS OUTLET BUBBLER; 4 SWIVEL BARBED OUTLETS 1/2Ø FIPT					
EMEA part number	USA reference	Flow (lph)	Color	Packaging (Units)	
				Bag Qty.	Box Qty.
08006410107	CFL 2	8	Blue	25	100
08006410106	CFL 10	38	Red	25	100
08006410108	CFL 20	76	Green	25	100

Technical Information

Distinct Emitters Flow Rates

Emitter	Pattern	Pressure (bar)						
		0.7	1.0	1.4	1.7	2.1	2.8	4.1
Super-Flo™	TAE 10	2.1	2.6	3.0	3.4	3.7	-	-
	TAE 20	5.1	6.1	6.9	8.0	9.0	-	-
	TAE 40	9.0	11.0	12.6	14.0	15.0	-	-

Drip Accessories

Additional products to complement your drip irrigation installations

Drip Accessories

NDS PRESSURE-REGULATING Y FILTER		Color: Black		
EMEA part number	USA reference	Model	Ø DN	Packaging (Units) Bag Qty. / Box Qty.
08006410225	PRYF 30	Regulation to 2.1 bar	3/4" Thread	1 / 5
08006410226	PRYF 40	Regulation to 2.8 bar	1" Thread	1 / 5
NDS FIGURE 8 END CLOSURE FOR 16 mm TO 18 mm TUBING		Color: Black		
EMEA part number	USA reference	Packaging (Units) Bag Qty. / Box Qty.		
08006410184	F 870	25 / 500		
NDS SOD STAPLES 15 CM				
EMEA part number	USA reference	Pattern	Packaging (Units) Bag Qty. / Box Qty.	
08006410373	SW6 / 100	Round Top	100	
NDS STAKES 15CM		Color: Black		
EMEA part number	USA reference	Pattern	Packaging (Units) Bag Qty. / Box Qty.	
08006410271	S 6	To Hold Down 6mm tubing	100 / 3,000	
NDS AIR/VACUUM RELEASE VALVES		Color: Black		
EMEA part number	USA reference	Ø DN	Packaging (Units) Bag Qty. / Box Qty.	
08006410383	AVRV 50	1/2" MIPT inlet	25 / 100	



Quality from day ONE

Teco Catalogue

Professional Micro Irrigation Products | Landscape & Agriculture



02.

You will find a complete range of Micro Irrigation solutions in the TECO Catalogue, from page 96.

03 Valve Boxes

NDS valve boxes span a wide variety of sizes from 6" round boxes to 17" x 30" rectangular boxes. They are available with black, green, purple, brown and sand covers with option of irrigation control valve or reclaimed

water designations. All valve boxes and lids contain UV inhibitors for sustained durability and performance in direct sunlight.



Categories & Key Products



NDS® Pro-Spec™ Series

Next Generation Commercial Grade

- Superior performance and durability
- Specification grade for professional application
- Option of Irrigation Control Valve (ICV) or Reclaimed Water labelled covers.
- Available in various color combinations
- UV resistance

Page 74



NDS Valve Boxes

Residential and Light Commercial Grade

- Lid shovel access slot for easy removal
- Knockouts for easy pipe access slots
- Locking system
- UV resistance

Page 80

NDS Pro-Spec™ Series



03.

Superior strength with unique corrugated sidewalls



- ✓ Corrugated sidewalls provide higher strength
- ✓ Specification grade valve boxes for commercial applications
- ✓ Reinforced covers for heavier loads
- ✓ Integrated nut for bolt-down capability
- ✓ High UV resistance prevents discoloration and cracking
- ✓ Overlapping covers prevent dirt and grass from settling in between body and cover

Love what you see? Here are some more products you may like.



NDS PN 10
Page 30



NDS PC Dripline
Page 58

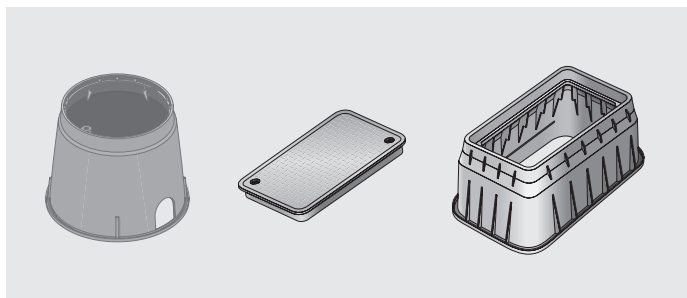


EZ Roll™ Grass Paver
Page 88

DISCOVER MORE!



Technical Information



Applications

Best range in the market for all high-end demanding applications like public parks, sports fields, golf courses and other public areas.

Material

High-impact, high-density, injection-moulded structural foam polyethylene construction.

6" ROUND VALVE BOXES NDS STANDARD SERIES PP/PE VALVE BOXES



EMEA part number	USA reference	Model	Color		Diameter		Pallet quantity (pcs)
			Box	Cover	Top (cm)	Bottom (cm)	
Box & Cover							
08002740004	107BC	Box with Overlapping Cover – ICV	●	●	17	21	250

NDS Pro-Spec™ Series Valve Boxes

10" ROUND CORRUGATED VALVE BOXES



EMEA part number	USA reference	Model	Color		Diameter		Pallet quantity (pcs)
			Box	Cover	Top (cm)	Bottom (cm)	
Box & Cover							
08002730001	311BCB	Box with Overlapping Cover and Bolt – ICV	●	●	26	33	108
08002730003	312BCB	Box with Overlapping Cover and Bolt – ICV	●	●	26	33	108
Cover only							
08002730009	311C	Overlapping Cover – ICV		●	25		198
08002730010	311C BLK	Overlapping Cover – ICV		●	25		198
08002730011	311C BRN	Overlapping Cover – ICV		●	25		198
08002730012	311CSAND	Overlapping Cover – ICV		●	25		198
08002730013	311CR	Overlapping Cover – Reclaimed Water		●	25		198
08002730014	311CRG	Overlapping Cover – Reclaimed Water		●	25		198
Box only							
08002730015	311B	Box	●		26	33	108
08002730016	312B	Box	●		26	33	108
08002730017	312PB	Box	●		25	33	108
Bolt							
08002740031	113BB	2 1/2" x 3/8" SS Bolt					

03.

NDS Pro-Spec™ Series Valve Boxes

14" x 19" RECTANGULAR CORRUGATED VALVE BOXES



EMEA part number	USA reference	Model	Color		Bottom Size (cm) W x L x H	Pallet quantity (pcs)
			Box	Cover		
Box & Cover						
08002730018	313BCB	Box with Overlapping Cover and Bolt – ICV	●	●	40 x 53 x 31	72
08002730020	314BCB	Box with Overlapping Cover and Bolt – ICV	●	●	40 x 53 x 31	72
Cover only						
08002730027	313C	Overlapping Cover – ICV		●	28 x 41	112
08002730028	313CBLK	Overlapping Cover – ICV		●	28 x 41	112
08002730029	313CBRN	Overlapping Cover – ICV		●	28 x 41	112
08002730030	313CSAND	Overlapping Cover – ICV		●	28 x 41	112
08002730031	313CR	Overlapping Cover – Reclaimed Water		●	28 x 41	112
08002730033	313CRG	Overlapping Cover – Reclaimed Water		●	28 x 41	112
Box only						
08002730034	314B	Box	●		40 x 53 x 31	72
08002730035	314BBLK	Box	●		40 x 53 x 31	72
Bolt						
08002740031	113BB	2 1/2" x 3/8" SS Bolt				

14" x 19" RECTANGULAR VALVE BOXES NDS STANDARD SERIES PP/PE VALVE BOXES



EMEA part number	USA reference	Model	Color		Bottom Size (cm) W x L x H	Pallet quantity (pcs)
			Box	Cover		
Box & Cover						
08002740029	113-6	Extension	●		34 x 55 x 17	49
08002740115	114-6	Extension	●		34 x 55 x 17	49

NDS Pro-Spec™ Series Valve Boxes

13" x 20" RECTANGULAR JUMBO CORRUGATED VALVE BOXES						
EMEA part number	USA reference	Model	Color		Bottom Size (cm) W x L x H	Pallet quantity (pcs)
			Box	Cover		
Box & Cover						
08002730036	317BCB	Box with Overlapping Cover and Bolt – ICV	●	●	49 x 64 x 32	48
08002730038	318BCB	Box with Overlapping Cover and Bolt – ICV	●	●	49 x 64 x 32	48
Cover only						
08002730043	317C	Overlapping Cover – ICV		●	38 x 55	60
08002730044	317C BLK	Overlapping Cover – ICV		●	38 x 55	60
08002730045	317C BRN	Overlapping Cover – ICV		●	38 x 55	60
08002730046	317CSAND	Overlapping Cover – ICV		●	38 x 55	60
08002730047	317CR	Overlapping Cover – Reclaimed Water		●	38 x 55	60
Box only						
08002730048	318B	Box	●		49 x 64 x 32	48
08002730049	318B BLK	Box	●		49 x 64 x 32	48
08002730050	318PB	Box	●		49 x 64 x 32	48
Bolt						
08002740031	113BB	2 1/2" x 3/8" SS Bolt				



13" X 20" RECTANGULAR JUMBO VALVE BOXES NDS STANDARD SERIES PP/PE VALVE BOXES						
EMEA part number	USA reference	Model	Color		Bottom Size (cm) W x L x H	Pallet quantity (pcs)
			Box	Cover		
Box & Cover						
08002740055	119TBC	Tapered Box with Overlapping Cover and Bolt Extension with Overlapping Cover and Bolt	●	●	45 x 61 x 17	56



03.

NDS Pro-Spec™ Series Valve Boxes

13" x 24" RECTANGULAR SUPER JUMBO CORRUGATED VALVE BOXES



EMEA part number	USA reference	Model	Color		Bottom Size (cm) W x L x H	Pallet quantity (pcs)
			Box	Cover		
Box & Cover						
08002730052	321BCB-BG	Box with Overlapping Cover and Bolt – ICV	●	●	59 x 83 x 31	10
08002730051	321BCB	Box with Overlapping Cover and Bolt – ICV	●	●	59 x 83 x 31	10
08002730054	325BCB	Box with Overlapping Cover and Bolt – ICV – Tall	●	●	59 x 83 x 38	10
08002730053	322BCB	Box with Overlapping Cover and Bolt – ICV – Tall	●	●	59 x 83 x 38	10
08002730055	322PBCBR	Box with Overlapping Cover and Bolt – Reclaimed Water	●	●	59 x 83 x 31	10
Cover only						
08002730056	322C	Overlapping Cover – ICV		●	39 x 63	58
Box only						
08002730057	321B	Box	●		59 x 83 x 31	10
08002730058	322B	Box – Tall	●		59 x 83 x 38	10
08002730059	325B	Box – Tall	●		59 x 83 x 38	10
Bolt						
08002740060	121BB	3/8" x 3" SS Bolt				

03.

NDS Pro-Spec™ Series Valve Boxes

17" x 30" RECTANGULAR MAXI JUMBO CORRUGATED VALVE BOXES



EMEA part number	USA reference	Model	Color		Bottom Size (cm) W x L x H	Pallet quantity (pcs)
			Box	Cover		
Box & Cover						
08002730062	324BCB-BG	Box with Overlapping Cover and Bolt – ICV	●	●	70 x 104 x 38	10
08002730061	324BCB	Box with Overlapping Cover and Bolt – ICV	●	●	70 x 104 x 38	10
08002730064	326BCB-BG	Box with Overlapping Cover and Bolt – ICV – Tall	●	●	70 x 104 x 46	10
08002730063	326BCB	Box with Overlapping Cover and Bolt – ICV – Tall	●	●	70 x 104 x 46	10
Cover only						
08002730066	323C	17" x 30" Overlapping Cover – ICV		●	49 x 82	57
08002730067	323CR	17" x 30" Overlapping Cover – Reclaimed Water		●	49 x 82	57
Box only						
08002730068	324B	Box	●		70 x 104 x 38	10
08002730069	324B BLK	Box	●		70 x 104 x 38	10
08002730070	326B	Box – Tall	●		70 x 104 x 46	10
08002730071	326B BLK	Box – Tall	●		70 x 104 x 46	10

ICV: Irrigation Control Valve (international reference for Irrigation Valve Boxes)

NDS Valve Boxes



Ideal solution for residential and light commercial applications

- ✓ Resistant to heavy loads
- ✓ UV resistance
- ✓ Fast access to the boxes with the easy open solutions
- ✓ Injection molded polypropylene construction
- ✓ Locking system included in rectangular valve boxes
- ✓ For use in residential and light commercial applications

Love what you see? Here are some more products you may like.



NDS PC Dripline
[Page 58](#)



NDS Compression Drip
Fittings [Page 65](#)



NDS Cuatro-Flo
Emitters [Page 69](#)

NDS Valve Boxes

VALVE BOX WITH 3/4" MANUAL VALVE					
EMEA part number	Model	Color		Diameter (cm)	Pallet quantity
		Box	Cover	Top / Bottom	
Box & Cover					
08943101001	Box with Overlapping Cover and 3/4 Brass Manual Valve	●	●	21 / 18	540
Cover only					
08943101002	Overlapping Cover		●	21	



6" ROUND VALVE BOXES					
EMEA part number	Model	Color		Diameter (cm)	Pallet quantity
		Box	Cover	Top / Bottom	
Box & Cover					
08943101011	Box with Overlapping Cover	●	●	16 / 20	360
Cover only					
08943101012	Overlapping Cover		●	16	



10" ROUND VALVE BOXES					
EMEA part number	Model	Color		Diameter (cm)	Pallet quantity
		Box	Cover	Top / Bottom	
Box & Cover					
08943101021	Box with Overlapping Cover and Bolt	●	●	24 / 32	168
Cover only					
08943101022	Overlapping Cover		●	24	



03.

NDS Valve Boxes

14" x 19" RECTANGULAR VALVE BOXES



EMEA part number	Model	Color		Bottom Size (cm)	Pallet quantity
		Box	Cover	W x L x H	
Box & Cover					
08943101031	Box with Overlapping Cover and Bolt	●	●	39 x 50 x 30	72
Cover only					
08943101032	Overlapping Cover		●	26 x 38	-
Box only					
08943101033	Extension	●		31 x 43 x 18	

13" x 20" RECTANGULAR JUMBO VALVE BOXES



EMEA part number	Model	Color		Bottom Size (cm)	Pallet quantity
		Box	Cover	W x L x H	
Box & Cover					
08943101041	Box with Overlapping Cover	●	●	49 x 63 x 30	48
Cover only					
08943101042	Overlapping Cover		●	37 x 53	-
Box only					
08943101043	Extension	●		44 x 58 x 19	

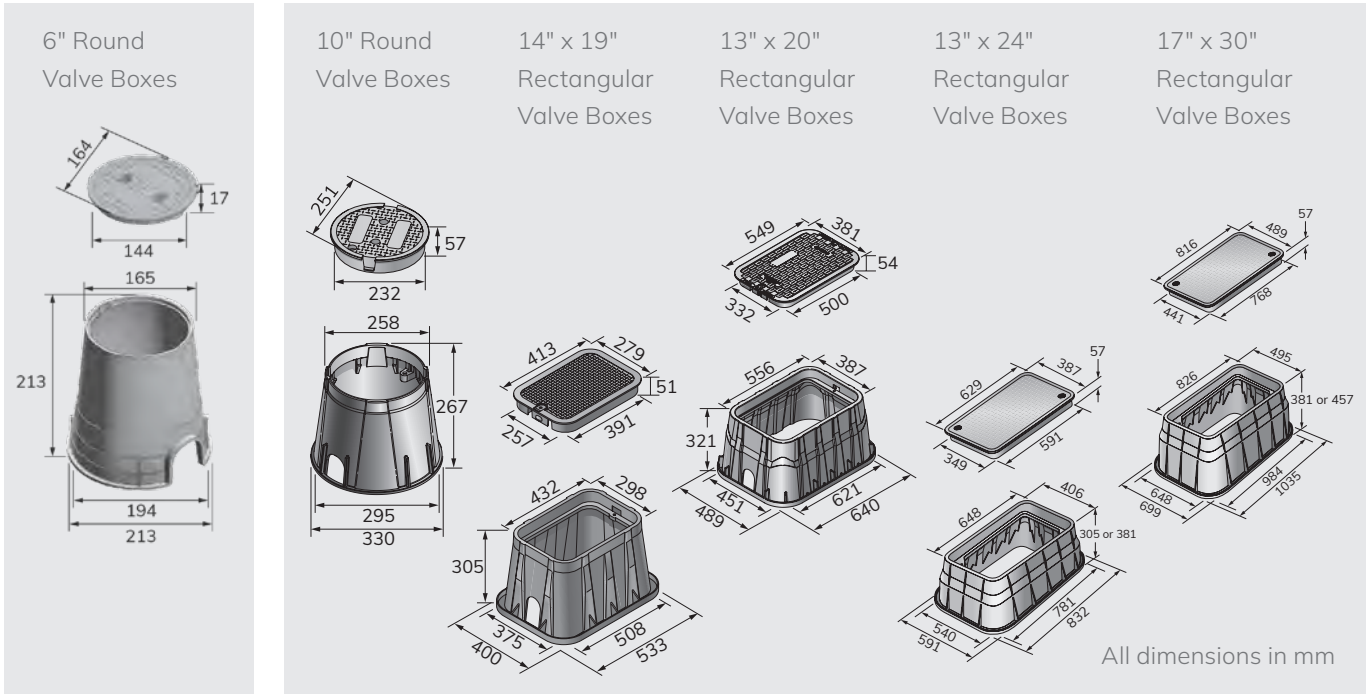
13" x 24" RECTANGULAR SUPER JUMBO VALVE BOXES



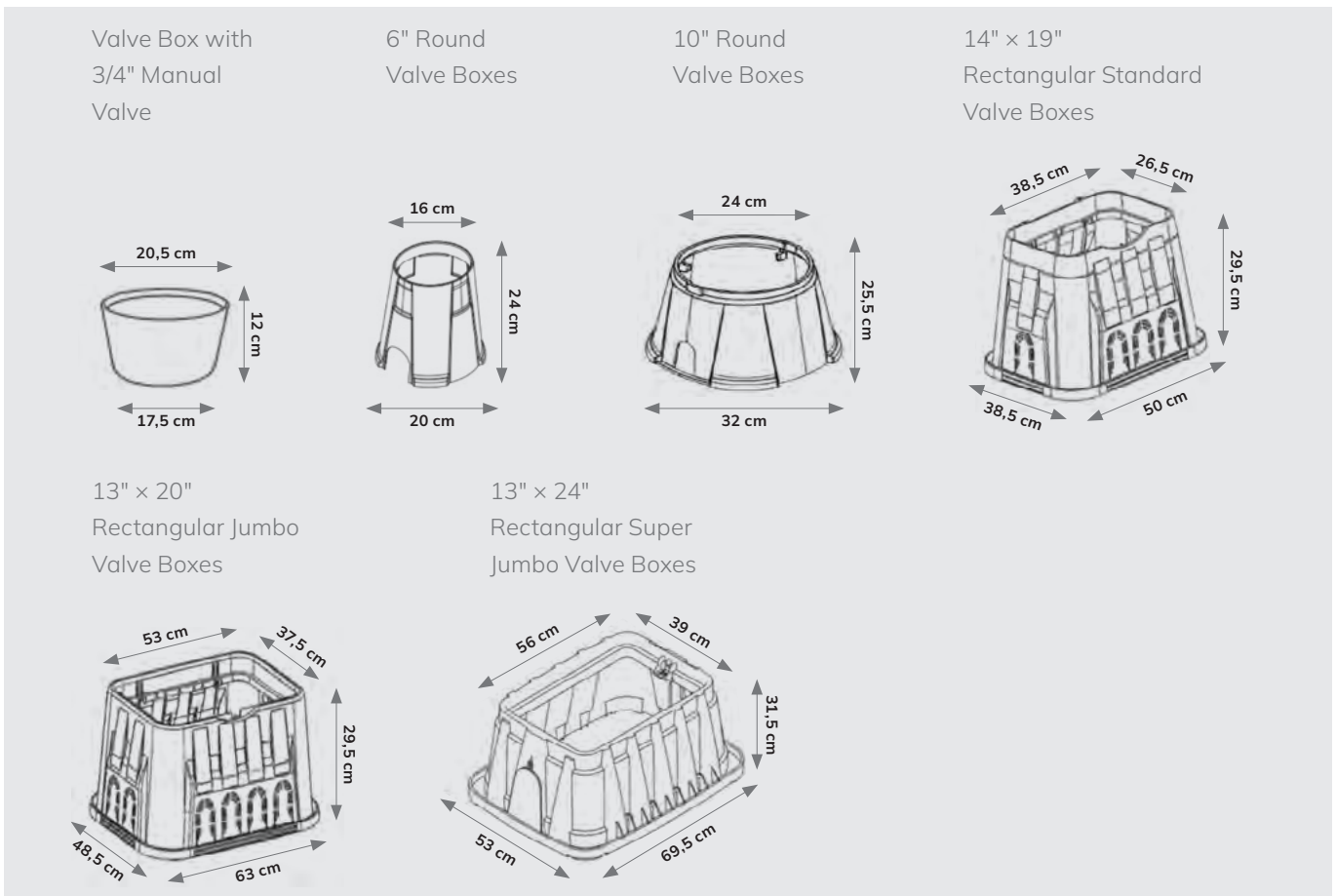
EMEA part number	Model	Color		Bottom Size (cm)	Pallet quantity
		Box	Cover	W x L x H	
Box & Cover					
08943101051	Box with Overlapping Cover and Bolt	●	●	53 x 70 x 32	48
Cover only					
08943101052	Overlapping Cover		●	39 x 56	-

Technical Information

NDS Standard Series starting page 75
NDS Pro-Spec™ Series starting page 75



NDS Series starting page 80



NDS Universal SureFit™ Series Valve Box Covers

The new, patent pending, SureFit™ Universal Covers can fit virtually any kind of valve box on the market with a secure, confident fix you can count on.

- ✔ Fits on the vast majority of manufacturers' valve boxes and solves the issue of lost or broken covers
- ✔ Innovative SnapLock Grip Prongs, secure a perfect fit (include the image)
- ✔ Prominent lift tab allows to quickly remove the cover without tools
- ✔ No need to waste valuable time browsing for the right valve box cover

6" ROUND



EMEA part number	USA reference	Model	Color	Diameter (cm)	Box quantity
08002740147	6RND-UC	Overlapping cover		18,3	16

10" ROUND



EMEA part number	USA reference	Model	Color	Diameter (cm)	Box quantity
08002740148	10RND-UC	Overlapping cover		26,7 cm	14

GUARANTEED FIT



Manufacturer A

Manufacturer B

Manufacturer C



SnapLock Grip Prongs



04 Landscape Solutions

NDS Permeable Pavers provide an alternative solution to traditional paving methods by creating a strong grass or gravel surface that can support heavy loads. They maintain permeable surface areas, eliminating or reducing water

runoff. Tree sustainability solutions protect sidewalks, driveways, and walls of buildings from damage arising from tree roots.



04.

Categories & Key Products



Permeable Pavers

Cost-effective alternative solution to traditional paving methods

- Easy installation due to roll design
- High compressive strength
- Recyclable material
- Reduced maintenance

[Page 88](#)




Tree Sustainability Solutions

Protects homeowners from high cost of repairs

- Easy installation
- Variety of solutions
- Recyclable material
- UV protection

[Page 92](#)

EZ Roll™ Grass Paver and Gravel Paver



Cut your installation time to a minimum by simply rolling out the product!



- ✓ Easy installation – EZ Roll™ products come in large rolls that are easy to lay and clip together

✓ High performance – UV inhibitors in the polymer prevent breakdown in paver strength

✓ High strength – heavy, above average, load capacity
- ✓ Environmentally friendly – EZ Roll™ prevents soil compaction that inhibits healthy root growth

✓ Enhanced aesthetics – Pavers blend into the environment, minimizing water runoff and soil erosion

✓ Reduced maintenance – less expensive to maintain over time


Love what you see? Here are some more products you may like.



NDS PC Dripline
Page 58



EZ Marker™ Parking
Delineator Page 90

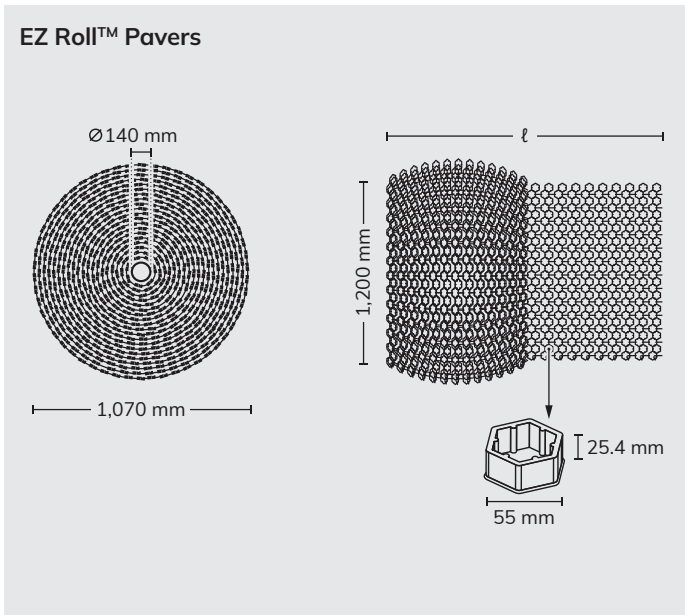


Trunk Protector™
Page 93

DISCOVER
MORE!



Technical Information



Note: Different lengths – please refer to the tables

Applications

A turf-reinforcing, load-transferring paving system designed for:

- Golf cart paths
- Garage entrances
- Overflow parking areas
- Roadway shoulders
- Emergency vehicle access roads

Material

100% recycled HDPE plastic (50% pre-consumer, 50% post-consumer). HDPE is rugged, flexible and ideally suited for outdoor exposure and longevity.

Compressive strength

- Grass Pavers have a compressive strength of 24 kg / cm² in an empty condition and more than 181 kg / cm² when filled with native topsoil.
- Gravel Pavers have a compressive strength of 24 kg / cm² in an empty condition and more than 226 kg / cm² when filled.

Installation Guideline



Roll it out

Manufactured in pre-assembled rolls for fast and easy installation on prepared base.



Clip it together

Lateral snap-lock system allows rolls to be connected without special tools.



Fill it

- Top with sod or seed per local standards.
- Use clean gravel that is uniform in size, 1 cm angular stones work best.


Landscape Solutions – Permeable Pavers

EZ ROLL™ GRASS PAVERS



EMEA part number	USA reference	Color	Size (m)	Area (m ²)	Pallet quantity (pcs)
			W x L		
08006340004	EZ4X24	Black	1.2 x 7.3	8.7	6
08006340014	EZ4X110	Black	1.2 x 33.5	40.2	1

EZ ROLL™ GRAVEL PAVERS & STAKES



EMEA part number	USA reference	Color	Size (m)	Area (m ²)	Pallet quantity (pcs)
			W x L		
08006340015	GP4X110	Black	1.2 x 33.5	40.2	1
08006340009	GP4X150G	Grey	1.2 x 45.4	53.6	1
08006340012	GPSTAKE	Raw Steel			40

TUFFTRACK™ GRASS PAVER



EMEA part number	USA reference	Color	Size (m)	Area (m ²)	Pallet quantity (pcs)
			W x L		
08006340013	TT-24	Black	60 x 60	0.36	132

EZ MARKER™ PARKING DELINEATORS



EMEA part number	USA reference	Color	Packaging (Units)	
			Box Qty.	
08006340005	EZMARKER	White	100	
08006340006	EZMARKER-B	Blue	100	
08006340007	EZMARKER-Y	Yellow	100	



04.

Tree Sustainability Solutions

Tree sustainability solutions include root barrier systems which help in directing the roots from shrubs and trees to grow downwards. This dramatically decreases the


roots' potential to damage sidewalks, driveways, building foundations, etc.

Modular EP Series Root Barrier Panels


- ✓ Panels with a 10 mm wide "T" top edge and an external ground anchoring base flange 3 mm width
- ✓ Each barrier is a minimum of 2.3 mm thick and is made of up to 50% post-consumer High Impact Polypropylene (HIPP) with UV inhibitors to ensure longevity
- ✓ Barrier Panels with 13 mm raised vertical ribs running perpendicular to the panel and that are 15 mm on center
- ✓ Factory installed independent joiner strips



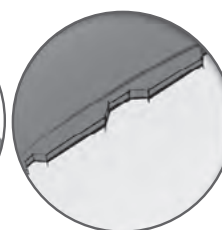
Quad Clip™



Joiner Strips




Reinforcing Ribs



Anchor Lock™

Root Barrier Roll

- ✓ Easy and fast to install rolls
- ✓ Manufactured from up to 50% recycled HDPE with UV inhibitors and a thickness of 1–1.5 mm
- ✓ Vertically integrated and flared moulded 90° root deflecting ribs that protrude 13 mm from the wall and are placed 15–20 cm apart
- ✓ Root impervious moulded end that provides easy assembly using staples or a sealant designed to bind to HDPE (dual sided solvent based tape)



6.1 m
Rolls

Landscape Solutions – Root Barriers & Trunk Protector

MODULAR ROOT BARRIER PANELS



EMEA part number	USA reference	Color	Size (cm)	Packaging (Units)
			W × L	Box Qty.
08006310001	EP-1250	Black	30 × 60	25
08006310002	EP-1850	Black	45 × 60	25
08006310003	EP-2450	Black	60 × 60	25
08006310004	EP-3650	Black	90 × 60	25

ROOT BARRIER ROLLS




EMEA part number	USA reference	Color	Size (m)	Packaging (Units)
			W × L	Box Qty.
08006310005	SM-1220	Black	0.30 × 6	1
08006310006	SM-1820	Black	0.45 × 6	1
08006310007	SM-2420	Black	0.6 × 6	1
08006310008	SM-3620	Black	0.9 × 6	1

Cover your valuable trees to avoid damage it when cutting the grass or doing other repair actions in your garden

TRUNK PROTECTOR



EMEA part number	USA reference	Color	Size (cm)	Packaging (Units)
			W × L	Box Qty.
08006310009	TP-128	Grey	20 × 30	50



04.

AND COMING SOON ... DRAINAGE.





Quality from day ONE

Teco Catalogue

Professional Micro Irrigation Products | Landscape & Agriculture



2025

CONTENT



DRIPPERS	
Ottima™ 360° 8 Stream Drippers	- Adjustable Flow & Throw..... 98
Ottima™ 180° 5 Stream Drippers	- Adjustable Flow & Throw..... 99
Ottima™ 360° PC Spike 8 Stream Drippers	- Pressure Compensating..... 100
Ottima™ 180° PC Spike 5 Stream Drippers	- Pressure Compensating..... 100
Mini Bubbla 360° Umbrella Pattern Emitters	- Adjustable Flow & Throw & Pressure Compensating... 101
Delta™ Drip Drip Emitters	- Adjustable Flow & Throw..... 102
Delta™ Drip Spike PC Drip Emitter	- Pressure Compensating..... 103
Mikra™ Drip PC Drip Emitter	- Pressure Compensating..... 104
SPRAYS	
Maxima™ 360° Vortex Sprays	- Adjustable Flow & Throw..... 105
Maxima™ 360° PC Spike Vortex Sprays	- Pressure Compensating..... 106
Idra™ Sprays Spray Jets	- Adjustable Flow & Throw..... 107
Aquila™ Jet Spike Spray Spike Assemblies	- Adjustable Flow & Throw..... 108
Idra™ Spike Spray Spike Assemblies	- Adjustable Flow & Throw..... 108
Micro Sprays	- Caps & Bases..... 108
Aquila™ Jets Micro Sprays	- Fixed Flow..... 110
Aquila™ Jet PC Sprays Jets	- Pressure Compensating..... 112
Single Piece Jets Micro Sprays	- Matched Precipitation..... 114
Down Sprays & Stream Jets Open Frame Sprays	- Standard & Pressure Compensating..... 115
Down Sprays & Stream Jets Open Frame Sprays	- Shut-Off Adaptor , Down Spray 45° Assemblies..... 116
SPRINKLERS	
Orbita Micro Sprinklers Standard, Inverted & Spikes	- Fixed Flow & Adjustable Flow..... 118
Orbita Micro Sprinklers Standard, Inverted & Spikes	- Fixed Flow & Adjustable Flow..... 119
Orbita PC Micro Sprinklers	- Pressure Compensating..... 120
Orbita Micro Sprinklers Standard and Inverted	- Fixed Flow & Adjustable Flow..... 121
Orbita Micro Sprinklers Inverted Sprinkler Assemblies	- Fixed Flow 122
Orbita Micro Sprinklers Standard and Inverted	- Fixed Flow 123
VALVES	
Micro Valves	- Barb & Thread Connections..... 124
Testa Roja Valves Landscape	- Barb & Thread Connections..... 125
Testa Roja Valves Agriculture	- PE & PVC Pipe, Layflat and Tape Connections..... 127
Testa Roja Valves Agriculture	- Barb, Thread, Tape and Compression Connections..... 130
FILTERS	
Filters & Pressure Reducers	- Thread Connections..... 132
	- Barb & Thread Connections..... 133
STAKES	
Ultra™ Stakes & Ground Hooks	- Stakes & Stake Assemblies..... 134
FITTINGS	
Fittings	- Micro Fittings, Adaptors, Nut & Tails..... 135
Fittings	- Rigid Risers..... 136
Fittings	- Ratchet Clamps & Accessories..... 137
Fittings	- Double Barb Drip-Line Connections..... 138
Fittings	- Tape Adaptors 139
Fittings	- Accessories..... 140
Fittings	- Elbows, Tees Tape, Low Pressure Valves, Dripline Adapt... 141
Fittings	- Qwik Loc Dripline Connections..... 142
KITS	
Drip Kits	- Patio Kit & Vegetable Kit..... 143
DIG PRODUCTS	
Controllers	- Solar & Battery Operated Controllers..... 144
Controllers	- Solar & Battery Operated Hose End Timers..... 145
Controllers	- Blue Tooth Hose End Timer & Controller..... 146
Dripperline	- Micro-Line™..... 147
Living Wall™	- Living Wall™..... 148
WARRANTY	
Warranty	- Conditions of Sale Limited Warranty..... 149





Ottima™ 360°

Adjustable 8 Stream Drippers


FEATURES and BENEFITS

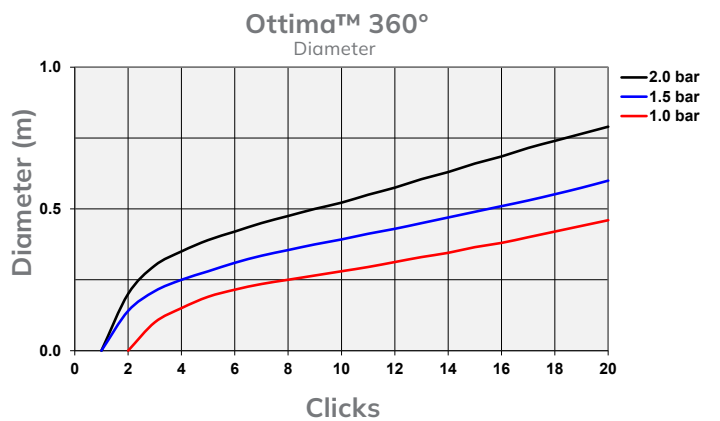
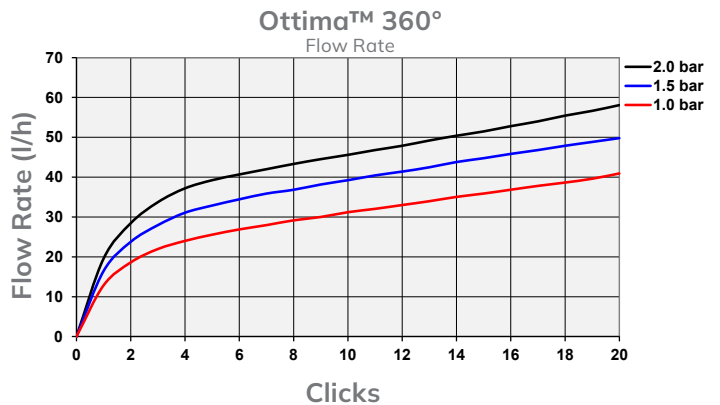
- Rotation of the Ottima™ 360° cap allows simultaneous adjustment of flow rate and diameter of throw. Easy to increase or decrease the stream pattern.
- Gives a greater control of flow rate and diameter of throw compared to fixed flow emitters.
- Quick ON-OFF action.
- Four base options available. 4.5 mm Barb, 10-32 UNF Male Thread, 1/2" Female Thread and Spike.

APPLICATIONS

- Use for watering plants in small or large pots, planter boxes and also shrubs and trees in garden beds and landscaped areas.



PERFORMANCE DATA				
DRIPPERS		PRESSURE	FLOW	DIAMETER OF THROW
		(bar)	(l/h)	(m)
	Adjustable to Maximum (approx) 20 clicks	1.0	0 - 40	0 - 0.5
		1.5	0 - 50	0 - 0.6
2.0		0 - 60	0 - 0.8	
Tested 200 mm above Ground Level				
Recommended operating pressure 1.0 bar				








Ottima™ 360°
1/2" Female Thread



Ottima™ 360°
4.5 mm Barb



Ottima™ 360°
10-32 UNF Thread

Ottima™ 360°						
PACKAGING						
		Barb	Thread	Spike	In-Line Spike	1/2" Thread
Order Codes	Packs	200016	200026	200034	204294	202054
	Bulk	020001	020002	020003	020429	020205
Quantity per Bag	Packs	100	100	25	25	25
	Bulk	1000	1000	1000	1000	250
Bags per Carton	Packs	65	65	40	40	70
	Bulk	7	7	1	1	7
Weight per Carton (kg)	Packs	12.3	14.2	6.9	6.9	9.4
	Bulk	11.0	14.9	6.7	6.7	9.0
Base Inlet Connection		4.5 mm Barb	10-32 UNF Thread	4.5 mm Barb	4.5 mm Barb	1/2" Female Thread
Dimensions Assembled (mm)	Height	24	24	152	152	30
	Width	20	20	42	38	27
	Depth	16	16	16	16	27
	Weight (g)	1.7	2.0	5.7	5.5	4.6
Material		U.V. Stabilized				



Ottima™ 360°
Spike



Ottima™ 360°
In-Line Spike

DRIPPERS

05.

Adjustable 5 Stream Drippers


FEATURES and BENEFITS

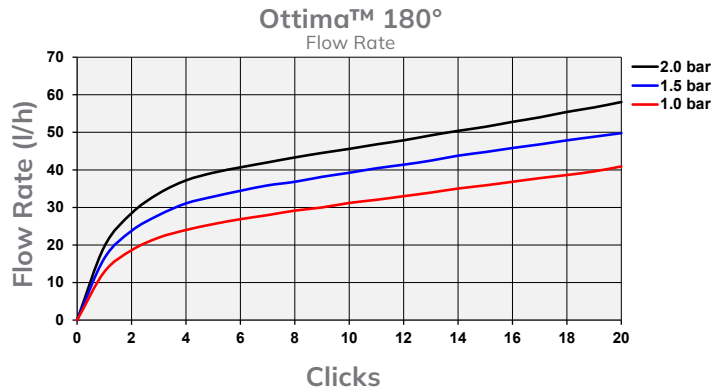
- Rotation of the Ottima™ 180° cap allows simultaneous adjustment of flow rate and diameter of throw. Easy to increase or decrease the stream pattern.
- Gives a greater control of flow rate and diameter of throw compared to fixed flow emitters.
- Quick ON-OFF action.
- Four base options available. 4.5 mm Barb, 10-32 UNF Male Thread, 1/2" Female Thread and Spike.

APPLICATIONS

- Use for watering plants in small or large pots, planter boxes and also shrubs and trees in garden beds and landscaped areas.



PERFORMANCE DATA						
DRIPPERS		PRESSURE	FLOW	RADIUS OF THROW	Tested 200 mm above Ground Level Recommended operating pressure 1.0 bar	
		(bar)	(l/h)	(m)		
		Adjustable to Maximum (approx) 20 clicks	1.0	0 - 40		0 - 0.38
			1.5	0 - 50		0 - 0.52
2.0	0 - 60		0 - 0.65			

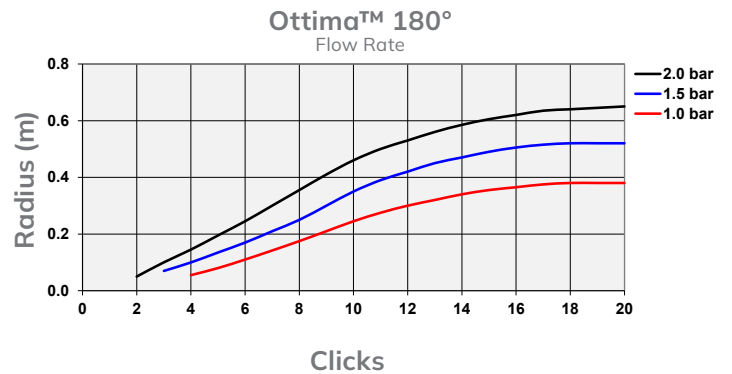







Ottima™ 180°
1/2" Female Thread



Ottima™ 180°
10-32 UNF Thread

Ottima™ 180°
4.5 mm Barb



		Ottima™ 180°				
PACKAGING						
		Barb	Thread	Spike	In-Line Spike	1/2" Thread
Order Codes	Packs	201146	201156	201164	204314	202064
	Bulk	020114	020115	020116	020431	020206
Quantity per Bag	Packs	100	100	25	25	25
	Bulk	1000	1000	1000	1000	250
Bags per Carton	Packs	65	65	40	40	70
	Bulk	7	7	1	1	7
Weight per Carton (kg)	Packs	12.3	14.2	6.9	6.9	9.4
	Bulk	12.9	14.9	6.7	6.7	9.0
Base Inlet Connection		4.5 mm Barb	10-32 UNF Thread	4.5 mm Barb	4.5 mm Barb	1/2" Female Thread
Dimensions Assembled (mm)	Height	24	24	152	152	30
	Width	20	20	42	38	27
	Depth	16	16	16	16	27
	Weight (g)	1.7	2.0	5.7	5.5	4.6
Material		U.V. Stabilized				



Ottima™ 180°
In-Line Spike



Ottima™ 180°
Spike



Ottima™ Spike PC - 360° & 180°

Pressure Compensating Stream Drippers

FEATURES and BENEFITS

- Pressure Compensating Spike emitters with pre-defined discharge rates that maintain uniform output flow rate and diameter of throw when the inlet pressure of the supply system varies.
- Two Spikes are available: End-Line and In-Line, Colour Coded for easy identification
- Two Caps available: Ottima™ 180°, 5 Stream and Ottima™ 360°, 8 Stream
- The End-Line Ottima™ Spike PC 180° is available in three discharge rates, 20 l/h (**Black**), 30 l/h (**Orange**) and 40 l/h (**Blue**).
- The In-Line Ottima™ Spike PC 180° is available with two discharge rates, 20 l/h (**Black**) and 30 l/h (**Orange**)
- The End-Line Ottima™ Spike PC 360° is available with two discharge rates, 30 l/h (**Orange**) and 40 l/h (**Blue**).
- The In-Line Ottima™ Spike PC 360° is available with one discharge rate, 30 l/h (**Orange**)



APPLICATIONS

- Use for watering plants in small or large pots, garden beds and landscaped areas.

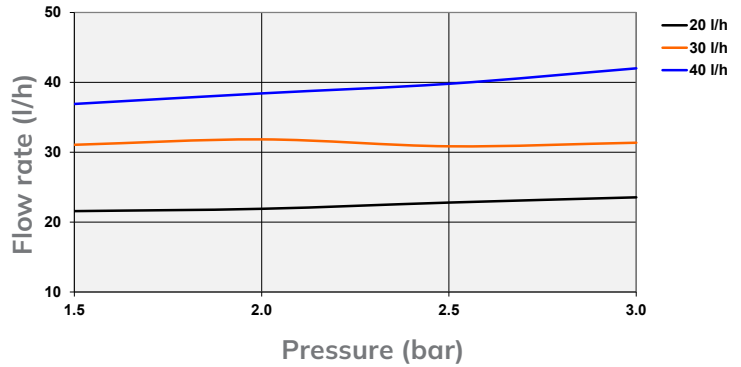
FILTRATION REQUIREMENTS

- **Black, Orange, and Blue** Spikes:
130 microns (120 mesh)

PERFORMANCE DATA			Cap Patterns	
COLOUR AND PREDEFINED FLOW RATE	PRESSURE (bar)	FLOW (l/h)	RADIUS OF THROW (m)	DIAMETER OF THROW (m)
			180° x 5 Stream	360° x 8 Stream
BLACK 20 l/h	1.5	21.6	0.18	
	2.0	21.9	0.20	
	2.5	22.8	0.20	
ORANGE 30 l/h	1.5	31.1	0.38	0.25
	2.0	31.8	0.40	0.26
	2.5	30.9	0.40	0.26
BLUE 40 l/h	1.5	36.9	0.48	0.35
	2.0	38.4	0.50	0.36
	2.5	39.8	0.50	0.36
	3.0	42.0	0.50	0.36
Recommended operating pressure 1.5 bar to 3.0 bar				
Tested 200 mm above Ground				

Ottima™ Spike PC 180° & 360°

Pressure Compensating Stream Drippers on a Spike



Ottima™ Spike PC - 360° & 180°										
Cap Pattern	360° x 8 Stream				180° x 5 Stream					
Connection Type	End-Line		In-Line		End-Line			In-Line		
PACKAGING										
	30 l/h	40 l/h	30 l/h	20 l/h	30 l/h	40 l/h	20 l/h	30 l/h	20 l/h	30 l/h
Order Codes	Packs	203264	203274	204334	205114	204354	204364	205134	204374	
	Bulk	020326	020327	020433	020511	020435	020436	020513	020437	
Quantity per Bag	Packs	25								
	Bulk	1000								
Bags per Carton	Packs	40								
	Bulk	1								
Weight per Carton (kg)	Packs	7.9								
	Bulk	7.7								
Base Inlet Connection	4.5 mm Barb									
Dimensions Assembled (mm)	Height	152								
	Width	20	38	27			38			
	Depth	17								
	Weight (g)	9.5								
Material	U.V. Stabilized									



Ottima™ Spike 360° 30 l/h End-Line



Ottima™ Spike 180° 20 l/h In-Line

DRIPPERS

05.

100

Mini Bubbla 360°

Umbrella Pattern Emitters, Adjustable & PC

FEATURES and BENEFITS

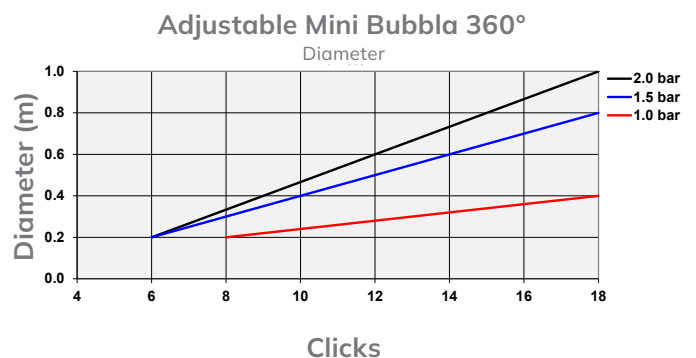
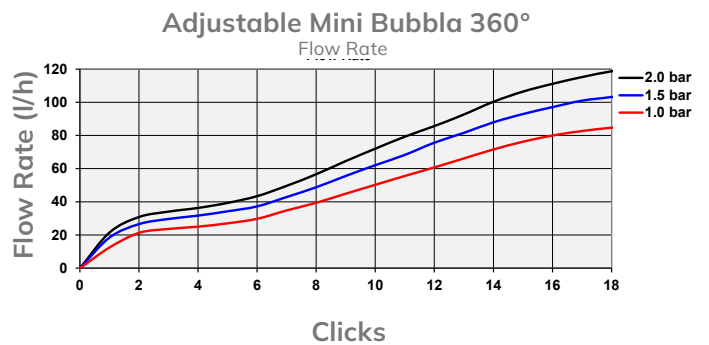
- Rotation of the Mini Bubbla cap allows simultaneous adjustment of flow rate and diameter of throw. This action produces a uniform umbrella pattern that gently applies water to the root zone of the plant.
- Four base options available for the Adjustable Mini Bubbla 360°, 4.5 mm Barb, 10-32 UNF Male Thread, 1/2" Female Thread and 150 mm Spike. Cap rotation adjusts flow and radius.
- Effective watering at the root zone.
- Easy to regulate the water flow.
- The Mini Bubbla 360° PC Spike is available in one discharge rate, 75 l/h, colour coded (Red).



APPLICATIONS

- Use for watering plants in small or large pots, garden beds, street trees and palms.

PERFORMANCE DATA				
DRIPPERS	Adjustable to Maximum (approx) 18 clicks	PRESSURE	FLOW	DIAMETER OF THROW
		(bar)	(l/h)	(m)
		1.0	0 - 85	0 - 0.5
	1.5	0 - 103	0 - 0.8	
	2.0	0 - 119	0 - 1.0	
	Recommended operating pressure 1.0 bar			
	Mini Bubbla 360° PC Spike 75 l/h	1.5	68	0.3
	2.0	75	0.3	
	2.5	78	0.4	
	3.0	79	0.4	
Recommended operating pressure 1.5 bar to 3.0 bar				
Tested 200 mm above Ground				



Mini Bubbla 360°
1/2" Female Thread



Mini Bubbla 360°
4.5 mm Barb



Mini Bubbla 360°
10-32 UNF Thread

FILTRATION REQUIREMENTS

- Red Spike: 200 microns (80 mesh)

Mini Bubbla 360°						
Adjustable Mini Bubbla 360°						75 l/h PC
PACKAGING						
		Barb	Thread	Spike	1/2" Thread	Spike PC
Order Codes	Packs	201176	201186	201194	202084	204394
	Bulk	020117	020118	020119	020208	020439
Quantity per Bag	Packs	100	100	25	25	25
	Bulk	1000	1000	1000	250	1000
Bags per Carton	Packs	65	65	40	70	40
	Bulk	7	7	1	7	1
Weight per Carton (kg)	Packs	11.7	14.2	7.4	8.0	10.9
	Bulk	12.2	14.9	7.2	7.7	10.7
Base Inlet Connection		4.5 mm Barb	10-32 UNF Thread	4.5 mm Barb	1/2" Female Thread	4.5 mm Barb
Dimensions Assembled (mm)	Height	25	25	153	31	155
	Width	20	20	42	27	42
	Depth	16	16	16	27	16
	Weight (g)	1.6	2.0	6.2	3.8	9.7
Material		U.V. Stabilized				



Mini Bubbla 360°
PC Spike



Mini Bubbla 360°
Adjustable Spike



Delta™ Drip

Adjustable Drip Emitter (Registered Design)

FEATURES and BENEFITS

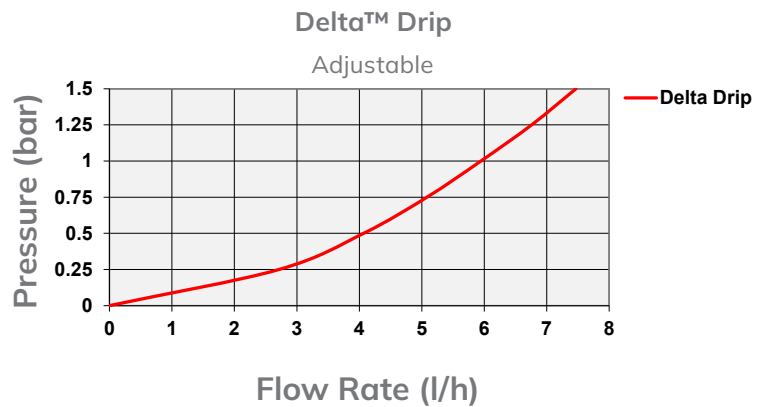
- Rotation of the key in the body adjusts the flow rate from 0 to 6 l/h at 100 kPa. Flow rate may be increased or decreased until final shut off.
- Turbulent flow path.
- Two key types available:
 1. End-Line Adjustable 0-6 l/h key. (**Black**)
 2. In-Line Adjustable 0-6 l/h key. (**Brown**)
- Two body types to choose from depending on application:
 1. Standard body with 4.5 mm inlet barb.
 2. Spike with 4.5 mm inlet barb.
- May be turned "OFF" when not in use.

APPLICATIONS

- May be used for vegetable patches, home gardens, nurseries, pots and shrubs.



PERFORMANCE DATA			
DRIPPERS		PRESSURE	FLOW
		(bar)	(l/h)
	Adjustable to 6 l/h at 1.0 bar	0.5	0 - 4.1
		0.75	0 - 5.1
		1.0	0 - 6.0
		1.25	0 - 6.8
1.5		0 - 7.5	
Recommended operating pressure 1.0 bar			



Delta™ Drip 4.5 mm Barb End-Line



Delta™ Drip 4.5 mm Barb In-Line

FILTRATION REQUIREMENTS

- Drip Emitters: 100 microns (150 mesh)

Delta™ Drip Emitters					
PACKAGING					
		Barb End-Line	Spike End-Line	Barb In-Line	Spike In-Line
Order Codes	Packs	200916	200904	203936	203944
	Bulk	020091	020090	020393	020394
Quantity per Bag	Packs	100	25	100	25
	Bulk	1000	1500	1000	1250
Bags per Carton	Packs	70	50	70	50
	Bulk	7	1	7	1
Weight per Carton (kg)	Packs	13.4	7.0	13.4	7.0
	Bulk	13.1	7.7	13.1	7.7
Base Inlet Connection: 4.5 mm Barb					
Dimensions Assembled (mm)	Height	17	127	17	127
	Width	51	51	61	61
	Depth	9	10	9	10
	Weight (g)	1.72	4.63	1.8	4.7
Material		U.V. Stabilized			



Delta™ Drip Spike End-Line



Delta™ Drip Spike In-Line

Delta™ Drip PC

Pressure Compensating Drip Emitters

FEATURES and BENEFITS

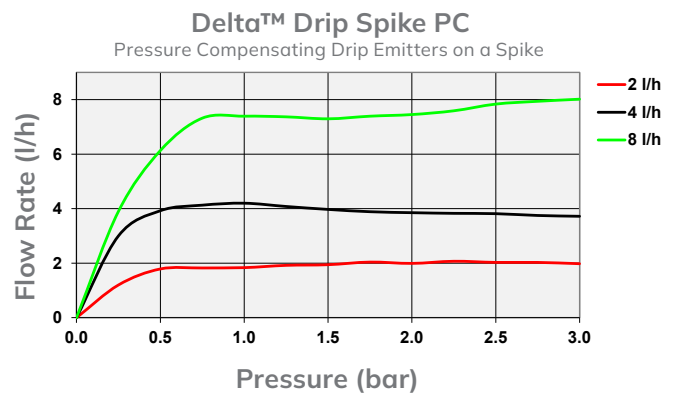
- Turbulent flow path pressure compensating drip emitters with pre-defined flow rates.
- Suit installations where slopes and changes of water pressure would otherwise require complex design systems and where uniform flow rates are required.
- Two Spike versions available:
 1. End-Line with 4.5 mm Inlet Barb
 2. In-Line with 4.5 mm Inlet & Outlet Barb
- Three flow rates available for each spike type, Colour coded for easy identification: 2 l/h (Red), 4 l/h (Black) and 8 l/h (Green)

APPLICATIONS

- May be used for vegetable patches, home gardens, nurseries, balconies and patios.



PERFORMANCE DATA		Delta™ Drip Spike PC			
		End-Line & In-Line			
DRIPPERS	Pressure Compensating	Pressure	2 l/h	4 l/h	8 l/h
		(bar)	Flow (l/h)	Flow (l/h)	Flow (l/h)
	1.0	1.84	4.31	7.40	
	1.5	1.94	3.97	7.30	
	2.0	1.99	3.85	7.45	
	2.5	2.03	3.82	7.84	
3.0	1.98	3.72	8.02		
Minimum Cross-Section		0.6 x 0.8	0.8 x 0.95	1.0 x 1.1	
Recommended operating pressure 1.0 bar to 3.0 bar					



FILTRATION REQUIREMENTS

- Drip Emitters: 100 microns (150 mesh)

		Delta™ Drip Spike PC					
Connection Type		End-Line			In-Line		
PACKAGING	Order Codes						
		2 l/h	4 l/h	8 l/h	2 l/h	4 l/h	8 l/h
Quantity per Bag	Packs	25					
	Bulk	1250					
Bags per Carton	Packs	50					
	Bulk	1					
Weight per Carton (kg)	Packs	11.6			11.8		
	Bulk	11.4			11.5		
Base Inlet Connection		4.5 mm Barb					
Dimensions Assembled (mm)	Height	144					
	Width	28			38		
	Depth	17					
	Weight (g)	8.3			8.4		
Material		U.V. Stabilized					



Delta™ Drip Spike PC 8 l/h In-Line



Delta™ Drip Spike PC 2 l/h End-Line



Mikra™ Drip PC

Pressure Compensating Drip Emitters

FEATURES and BENEFITS

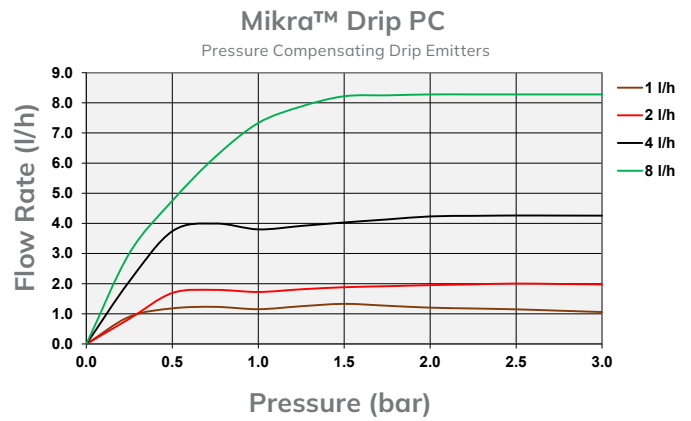
- Turbulent flow path, pressure compensating drip emitters with pre-defined flow rates.
- Suit installations where slopes and changes of water pressure would otherwise require complex design systems and where uniform flow rates are required
- Self piercing 4.5 mm barb with sharp needle for quick and easy installation.
- Four flow rates are available. Colour coded for easy identification:
1 l/h (**Brown**), 2 l/h (**Red**), 4 l/h (**Black**) and 8 l/h (**Green**)

APPLICATIONS

- May be used for vegetable patches, home gardens, nurseries, balconies and patios.



PERFORMANCE DATA		Mikra™ Drip PC				
		Button Drip Emitters				
DRIPPERS	Pressure Compensating	PRESSURE (bar)	FLOW (l/h)			
			1 l/h	2 l/h	4 l/h	8 l/h
		0.5	1.18	1.69	3.74	4.75
		1.0	1.15	1.72	3.80	7.33
		1.5	1.33	1.88	4.09	8.22
		2.0	1.20	1.95	4.23	8.28
		2.5	1.15	2.00	4.26	8.27
	3.0	1.06	1.97	4.26	8.29	
Minimum Cross-Section		0.45 x 0.55	0.6 x 0.8	0.8 x 0.95	1.0 x 1.1	
Recommended operating pressure 1.0 bar to 3.0 bar						



FILTRATION REQUIREMENTS

- Drip Emitters: 100 microns (150 mesh)

		Mikra™ Drip PC			
Connection Type		4.5 mm Barb			
PACKAGING					
		1 l/h	2 l/h	4 l/h	8 l/h
Order Codes	Packs	201806	203876	203886	203896
	Bulk	020180	020387	020388	020389
Quantity per Bag	Packs	100			
	Bulk	1000			
Bags per Carton	Packs	75			
	Bulk	8			
Weight per Carton (kg)	Packs	16.8			
	Bulk	17.8			
Base Inlet Connection		4.5 mm Barb			
Dimensions Assembled (mm)	Height	26			
	Width	17.5			
	Depth	18.5			
	Weight (g)	2.0			
Material		U.V. Stabilized			



Mikra™ Drip 1 l/h
4.5 mm Barb



Mikra™ Drip 2 l/h
4.5 mm Barb



Mikra™ Drip 4 l/h
4.5 mm Barb



Mikra™ Drip 8 l/h
4.5 mm Barb

DRIPPERS

05.

Adjustable Vortex Sprays


FEATURES and BENEFITS

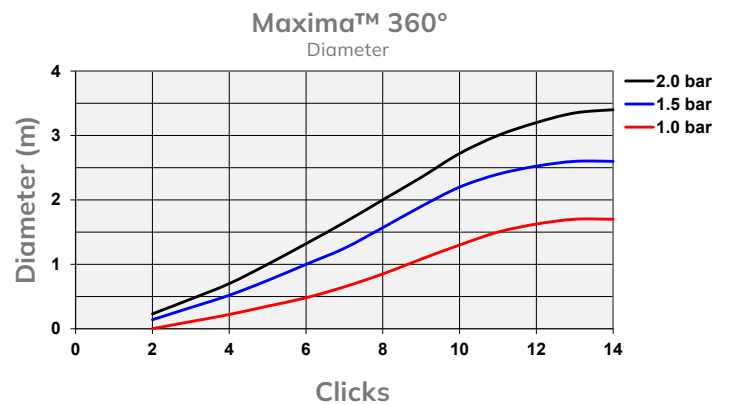
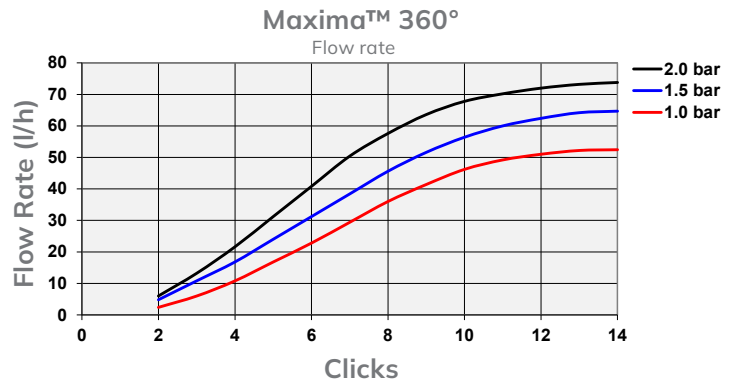
- Rotation of the Maxima™ 360° cap allows simultaneous adjustment of flow rate and diameter of throw. The ratchet clip action between the cap and the base allows the vortex pattern to be increased or decreased until final shut-off.
- Four base options available, 4.5 mm Barb, 10-32 UNF Male Thread, 1/2" Female Thread and 150 mm Spike.
- Vortex action distributes water evenly over the irrigated surface.







APPLICATIONS

- Ideal for spot watering of plants in small and large pots or larger areas including garden beds and landscapes.

PERFORMANCE DATA					
SPRAYS		PRESSURE	FLOW	DIAMETER OF THROW	
		(bar)	(l/h)	(m)	
		Adjustable to Maximum (approx) 20 clicks	1.0	0 - 52	0 - 1.7
			1.5	0 - 65	0 - 2.8
	2.0	0 - 74	0 - 3.4		
Tested 200 mm above Ground Level					
Recommended operating pressure 1.0 bar					



Maxima™ 360°					
PACKAGING					
		Barb	Thread	Spike	1/2" Thread
Order Codes	Packs	200045	200055	200064	202074
	Bulk	020004	020005	020006	020207
Quantity per Bag	Packs	50	50	25	25
	Bulk	1000	1000	1000	250
Bags per Carton	Packs	100	100	40	70
	Bulk	7	7	1	7
Weight per Carton (kg)	Packs	14.2	16.8	7.9	8.2
	Bulk	18.8	22.4	7.7	7.9
Base Inlet Connection		4.5 mm Barb	10-32 UNF Thread	4.5 mm Barb	1/2" Female Thread
Dimensions Assembled (mm)	Height	24	24	152	30
	Width	20	20	42	27
	Depth	16	16	16	27
	Weight (g)	2.5	3.0	6.7	3.9
Material		U.V. Stabilized			





Maxima™ 360° PC

Pressure Compensating Vortex Spike

FEATURES and BENEFITS

- Pressure Compensating End-Line Vortex spray spikes with pre-defined flow rates and 4.5 mm Inlet Barb. Ideal where uniform flow rates and constant diameter of throw are required.
- Five pre-defined flow rates are available. Colour coded for easy identification: 30 l/h (Orange), 40 l/h (Blue), 45 l/h (Violet), 50 l/h (Green) and 60 l/h (Red)

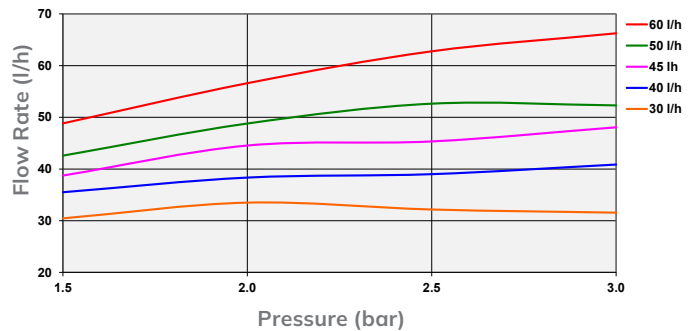
APPLICATIONS

- May be used for vegetable patches, home gardens and nurseries.



PERFORMANCE DATA				MAXIMA™ 360° Spike PC
				Vortex Spinning Action
COLOUR AND PREDEFINED FLOW RATE	PRESSURE (bar)	FLOW (l/h)	DIAMETER OF THROW (m)	
ORANGE 30 l/h	1.5	30.5	0.8	
	2.0	33.5	0.8	
	2.5	32.2	0.8	
	3.0	31.6	0.	
BLUE 40 l/h	1.5	35.5	1.0	
	2.0	38.3	1.1	
	3.0	40.9	1.1	
VIOLET 45 l/h	1.5	38.7	1.4	
	2.0	44.5	1.5	
	2.5	45.3	1.6	
	3.0	48.1	1.6	
Green 50 l/h	1.5	42.6	1.7	
	2.0	48.8	1.8	
	2.5	52.6	1.9	
Red 60 l/h	3.0	52.3	1.9	
	1.5	48.8	2.7	
	2.0	56.6	2.8	
	2.5	62.8	2.9	
	3.0	66.3	3.0	
Recommended operating pressure 1.5 bar to 3.0 bar				
Tested 200 mm above Ground				

Maxima™ Spike PC
Pressure Compensating Vortex Spray



FILTRATION REQUIREMENTS

- Orange & Blue Spikes: 130 microns (120 mesh)
- Violet, Green & Red Spikes: 200 microns (80 mesh)

Maxima™ 360° Spike PC						
Connection Type		End-Line 4.5 mm Barb				
PACKAGING						
Colour and Flow Rate		30 l/h	40 l/h	45 l/h	50 l/h	60 l/h
Order Codes	Packs	204594	204604	204614	204624	204634
	Bulk	020459	020460	020461	020462	020463
Quantity per Bag	Packs	25				
	Bulk	1000				
Bags per Carton	Packs	40				
	Bulk	1				
Weight per Carton (kg)	Packs	11.4				
	Bulk	11.3				
Base Inlet Connection		4.5 mm Barb				
Dimensions Assembled (mm)	Height	155				
	Width	27				
	Depth	17.0				
	Weight (g)	10.3				
Material		U.V. Stabilized				



Maxima™ 360° PC
40 l/h

Maxima™ 360° PC
50 l/h

Adjustable Spray Jets

FEATURES and BENEFITS

- Rotation of the valve rotor allows simultaneous adjustment of flow rate and radius of throw.
- Available in 6 spray patterns: 90° Fan Spray, 180° Fan Spray, 360° x 18 Hole Stream Spray, Strip 20° x 2, Mini Vortex and Micro Mist
- Two ranges available: **Coloured** residential range for easy spray pattern identification. **Black** professional range.

APPLICATIONS

- Watering of landscaped areas.
- Easily adjusted to suit irregular shaped garden beds



BASE OUTLET SIZE		PRESSURE (bar)	FLOW (l/h)	PERFORMANCE DATA					
				Spray Pattern					
				Radius of Throw (m)		Diameter of Throw (m)			
			90°	180°	360° x 18 Hole	Strip 20° x 20°	Mini Vortex	Micro Mist	
SPRAYS	Adjustable to Maximum 1.5 mm	0.5	0 - 54	0 - 1.5	0 - 1.4	0 - 5.0	0 - 5.0		
		1.0	0 - 77	0 - 2.1	0 - 2.0	0 - 5.8	0 - 6.5		
		1.5	0 - 94	0 - 2.6	0 - 2.3	0 - 6.4	0 - 8.8		
		2.0	0 - 105	0 - 3.0	0 - 2.8	0 - 7.0	0 - 10.7		
		2.5	0 - 119	0 - 3.3	0 - 3.0	0 - 7.5	0 - 11.3		
		0.5	0 - 27					0 - 2.0	
		1.0	0 - 41					0 - 2.5	
		1.5	0 - 52					0 - 3.0	
		2.0	0 - 59					0 - 3.5	
		2.5	0 - 66					0 - 3.8	
		0.5	0 - 9						0 - 0.4
		1.0	0 - 13						0 - 0.5
		1.5	0 - 15						0 - 0.5
		2.0	0 - 16						0 - 0.5
2.5	0 - 18						0 - 0.5		
Recommended operating pressure 1.0 bar									
Tested 500 mm above Ground									



		Idra™ Sprays									
		Coloured Residential Range					Black Professional Range				
PACKAGING											
Spray Pattern											
Cap Colour		Black	Blue	Red	Black	Green	Black	Black	Black	Black	Black
Rotor Colour		Blue	Blue	Blue	Blue	Black	Blue	Black	Black	Black	Black
Base Colour		Yellow	Yellow	Yellow	Yellow	Black	Yellow	Black	Black	Black	Black
Order Codes	Packs	200085	200105	200125	202105	201475	201485	200075	200095	200115	202095
	Bulk	020008	020010	020012	020210	020147	020148	020007	020009	020011	020209
Quantity per Bag	Packs	50									
	Bulk	1000									
Bags per Carton	Packs	100									
	Bulk	5									
Weight per Carton (kg)	Packs	13.9									
	Bulk	13.4									
Base Inlet Connection		10-32 UNF Thread									
Dimensions Assembled (mm)	Height	38									
	Width	22									
	Depth	15									
	Weight (g)	2.5									
Material		U.V. Stabilized									



Aquila™ Jet Spike (Registered Design) & Idra™ Jet Spike

Adjustable Spray Spikes

FEATURES and BENEFITS

- Pre-assembled Jet Spikes. Rotation of the Rotor allows simultaneous adjustment of flow rate and radius of throw.
- Available in three spray patterns: 90° Fan Spray, 180° Fan Spray and 360° x 18 Hole Stream Spray
- Spike lengths available: 200 mm and 310 mm for the Aquila Jet Spike and 310 mm for Idra Jet Spike
- Rigid Riser lengths: 200 mm for Aquila™ Jet Spike and 300 mm for the Idra™ Spike
- The Rigid Riser used with the Idra™ Spike may be raised or lowered inside the stake to suit the height of the plants being irrigated.
- Flexible PVC tube length: 500 mm

APPLICATIONS

- General watering of landscaped areas.



Rigid Riser may be raised or lowered inside the stake to suit plant heights

PERFORMANCE DATA						
SPRAYS	BASE OUTLET SIZE	PRES-SURE (bar)	FLOW (l/h)	Spray Pattern		
				Radius of Throw (m)		Diameter of Throw (m)
				90°	180°	360° x 18 Hole
Adjustable to Maximum 1.5 mm	0.5	0 - 58	0 - 1.7	0 - 1.9	0 - 5.0	
	1.0	0 - 82	0 - 2.5	0 - 2.3	0 - 6.8	
	1.5	0 - 101	0 - 2.9	0 - 2.7	0 - 7.9	
	2.0	0 - 117	0 - 3.2	0 - 3.0	0 - 8.2	
	2.5	0 - 130	0 - 3.5	0 - 3.3	0 - 8.4	
Recommended operating pressure 1.0 bar						

PACKAGING		Aquila™ Jet Spike						Idra™ Jet Spike		
Spike Options		200 mm Spike			310 mm Spike			310 mm Spike		
Spray Pattern										
Cap Colour		Black						Black	Blue	Red
Base Colour		Red						Black		
Order Codes	Packs	200372	200382	200392	200342	200352	200362	201642	201992	202002
	Bulk	020037	020038	020039	020034	020035	020036	020164	020199	020200
Quantity per Bag	Packs	10	10	10	10	10	10	10	10	10
	Bulk	200	200	200	150	150	150	150	150	150
Bags per Carton	Packs	20	20	20	15	15	15	15	15	15
	Bulk	1	1	1	1	1	1	1	1	1
Weight per Carton (kg)	Packs	9.5	9.5	9.5	8.2	8.2	8.2	8.3	8.3	8.3
	Bulk	9.2	9.2	9.2	8.0	8.0	8.0	8.1	8.1	8.1
Inlet Connection		4.5 mm Barb								
Dimensions Assembled (mm)	Height	400			510			Max. Extension - 595		
	Width	25.2			25.2			25.2		
	Depth	17			17			17		
	Weight (g)	41.2			47.2			47.6		
Material		U.V. Stabilized								



Aquila™ Jet Spike

Idra™ Spike

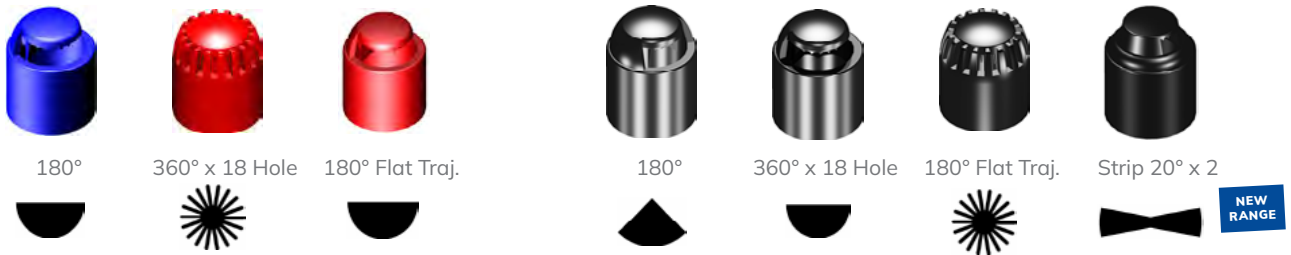
Caps and Bases

FEATURES and BENEFITS

- Caps available in four spray patterns
- 90° Fan Spray - Cap colour - **Black**
- 180° Fan Spray - Cap colour - **Black** or **Blue**
- 180° Fan Spray (Flat Trajectory) - Cap colour - **Red**
- Strip Spray 20° x 2 - Cap colour - **Black**
- 360° x 18 Hole Stream Spray - Cap colour - **Black** or **Red**.
- Eight colour coded bases with "FAST" thread for quick and easy installation.
- A large range of flow rates may be achieved at different operating pressures.
- Base colour identifies flow rate.
- Caps and bases may be ordered separately.

APPLICATIONS

- Ideal for landscaped gardens and garden beds.



Winged Bases with "FAST" Thread



Micro Sprays - Caps & Bases																
		Black				Blue	Red		Black	Brown	Blue	Green	Red	Orange	Grey	White
PACKAGING																
		90°	180°	360°	Strip 20° x 2	180°	360°	180° F/T	0.8 mm	0.9 mm	1.0 mm	1.3 mm	1.5 mm	1.8 mm	2.0 mm	2.3 mm
Order Codes	Packs	100176	100186	100196	105156	100236	100246	104446	100516	100606	100616	100626	100636	100646	100656	100666
	Bulk	010017	010018	010019	010515	010023	010024	010444	010051	010060	010061	010062	010063	010064	010065	010066
Quantity per Bag	Packs	100							100							
	Bulk	1000							1000							
Bags per Carton	Packs	500							320							
	Bulk	50							30							
Weight per Carton (kg)	Packs	16.0							22.1							
	Bulk	13.9							19.5							
Base Inlet Connection									"FAST" Thread							
Dimensions Assembled (mm)	Height	9.4	9.4	8.3	9.5	9.4	8.3	9.4	22							
	Width	8							16							
	Depth	8							8							
	Weight (g)	2.4							0.57							
Material		U.V. Stabilized														



Aquila™ Jets

Micro Sprays

FEATURES and BENEFITS

- Two Piece micro sprays with excellent watering patterns that distribute water evenly over the irrigated surface.
- Optimum performance is achieved at low operating pressures.
- Winged bases are easy to install by hand, eliminating the need for tools.
- Five spray patterns available for the Aquila™ Jet Winged Bases.
- 90° Fan Spray - Cap colour - **Black**
- 180° Fan Spray - Cap colour - **Black or Blue**
- 180° Flat Trajectory Fan Spray - Cap colour - **Red**
- 360° x 18 Hole Stream Spray - Cap colour - **Black or Red.**
- Strip 20° x 2 - Cap colour - **Black**
- Eight colour coded bases with "FAST" thread for quick and easy installation. Base colour identifies flow rate.
- Aquila™ Jet Mini Vortex (the vortex action distributes the water evenly over the wetted surface).
- Aquila™ Jet Micro Mist (ideal for cooling operations).



APPLICATIONS

- Landscaped areas and garden beds. Ideal where fixed flow rates are required at specified operating pressures.




Aquila™ Jet Spray Assemblies												
PACKAGING		Mini Vortex	Micro Mist	Black	Brown	Blue	Green	Red	Orange	Grey	White	Cap Colours & Spray Patterns
Order Codes	Packs			200406	200436	200466	200496	200526	200556	200586	200616	90°
	Bulk			020040	020043	020046	020049	020052	020055	020058	020061	90°
	Packs			200416	200446	200476	200506	200536	200566	200596	200626	180°
	Bulk			020041	020044	020047	020050	020053	020056	020059	020062	180°
	Packs			200426	200456	200486	200516	200546	200576	200606	200636	360° x 18 Hole
	Bulk			020042	020045	020048	020051	020054	020057	020060	020063	360° x 18 Hole
	Packs			200646	200666	200686	200706	200726	200746	200766	200786	180°
	Bulk			020064	020066	020068	020070	020072	020074	020076	020078	180°
	Packs			200656	200676	200696	200716	200736	200756	200776	200796	360° x 18 Hole
	Bulk			020065	020067	020069	020071	020073	020075	020077	020079	360° x 18 Hole
	Packs			204096	204106	204116	204126	204136	204146	204156	204166	180° Flat Trajectory
	Bulk			020409	020410	020411	020412	020413	020414	020415	020416	180° Flat Trajectory
	Packs			206806	206816	206826	206836	206846	206856	206866	206876	Strip 20° x 2
	Bulk			020680	020681	020682	020683	020684	020685	020686	020687	Strip 20° x 2
	Packs	201466	205026									THE HEIGHT OF THE AQUILA™ JET SPRAYS MAY VARY SLIGHTLY DEPENDING ON BASE AND CAP SELECTED
	Bulk	020146	020502									
Quantity per Bag	Packs						100					
	Bulk						1000					
Bags per Carton	Packs						210					
	Bulk						22					
Weight per Carton (kg)	Packs						17.2					
	Bulk						17.1					
Base Inlet Connection		"FAST" Thread										
Dimensions Assembled (mm)	Height	26										
	Width	16.2										
	Depth	7.7										
	Weight (g)	0.72										
Material		U.V. Stabilized										

Micro Sprays

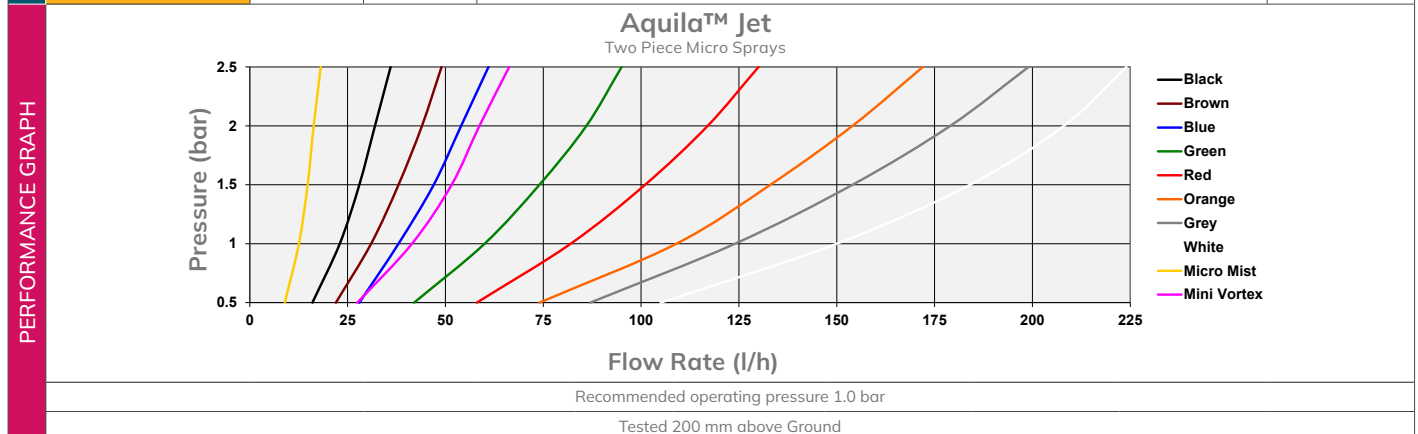
Optimum performance is achieved at low operating pressures as indicated in the table below by the blue shaded rows.

FILTRATION REQUIREMENTS

- **Black, Brown, Blue** and **Mist** Bases: 130 microns (120 mesh)
- **Green, Red, Orange, Grey, White** and **Vortex** Bases: 200 microns (80 mesh)



Aquila™ Jet Sprays										
PERFORMANCE DATA			Spray Patterns							
BASE COLOUR AND JET OUTLET SIZE	PRESSURE (bar)	FLOW (l/h)	RADIUS OF THROW (m)			DIAMETER OF THROW (m)				
			90°	180°	180° Flat Trajectory	360° x 18 Hole	Strip 20° x 2	Mini Vortex	Micro Mist	
MICRO SPRAYS	BLACK 0.8 mm	0.5	16	1.1	1.3	0.80	2.6	2.2		
		1.0	23	1.6	1.5	1.00	3.5	3.4		
		1.5	28	2.0	1.7	1.10	4.3	3.8		
		2.0	32	2.3	1.8	1.20	4.9	4.0		
	BROWN 0.9 mm	2.5	36	2.6	2.0	1.25	5.4	4.2		
		0.5	22	1.3	1.4	0.90	3.0	2.4		
		1.0	31	1.8	1.6	1.10	4.0	3.5		
		1.5	38	2.3	1.8	1.20	4.8	3.8		
	BLUE 1.0 mm	2.0	44	2.6	2.0	1.30	5.5	4.6		
		2.5	49	2.9	2.2	1.35	6.0	4.8		
		0.5	27	1.4	1.5	1.00	3.7	3.2		
		1.0	36	2.0	1.8	1.15	4.6	4.4		
GREEN 1.3 mm	1.5	47	2.4	2.0	1.30	5.4	5.0			
	2.0	54	2.8	2.2	1.40	6.0	5.2			
	2.5	61	3.1	2.4	1.50	6.6	5.2			
	0.5	42	1.6	1.7	1.05	4.9	2.6			
RED 1.5 mm	1.0	60	2.2	2.0	1.20	5.7	3.2			
	1.5	74	2.6	2.3	1.35	6.5	4.2			
	2.0	86	3.0	2.6	1.45	7.2	4.6			
	2.5	95	3.3	2.8	1.55	7.7	5.0			
ORANGE 1.5 mm	0.5	58	1.7	1.9	1.15	5.1	2.1			
	1.0	82	2.3	2.3	1.30	6.0	2.6			
	1.5	101	2.7	2.7	1.40	6.7	3.4			
	2.0	117	3.1	3.0	1.50	7.4	4.2			
GREY 2.0 mm	2.5	130	3.5	3.3	1.60	8.0	4.6			
	0.5	74	1.8	2.1	1.25	5.2	2.1			
	1.0	109	2.4	2.6	1.35	6.1	3.0			
	1.5	133	2.8	3.0	1.45	6.8	3.5			
WHITE 2.3 mm	2.0	154	3.2	3.3	1.55	7.5	4.2			
	2.5	172	3.6	3.6	1.65	8.1	4.6			
	0.5	87	1.9	2.2	1.30	5.3	2.0			
	1.0	124	2.5	2.7	1.55	6.2	2.6			
MINI VORTEX	1.5	154	3.0	3.1	1.75	6.9	3.3			
	2.0	179	3.4	3.5	1.90	7.6	4.1			
	2.5	199	3.7	3.8	2.10	8.2	4.4			
	0.5	105	2.0	2.3	1.35	5.4	1.6	2.0		
MICRO MIST	1.0	150	3.6	2.8	1.70	6.3	2.1		0.4	
	1.5	184	3.1	3.2	2.05	7.0	2.6		0.5	
	2.0	208	3.5	3.6	2.30	7.7	3.4		0.5	
	2.5	224	3.8	3.9	2.50	8.3	4.0		0.5	





Aquila™ Jet PC


Pressure Compensating Sprays

FEATURES and BENEFITS

- Pressure Compensating Spray Jets with excellent watering patterns and pre-defined flow rates. Ideal where uniform flow rates and constant diameter and radius of throw are required. Best performance is achieved between 1.5 bar and 3.0 bar.
- Six colour coded PC bases with pre-defined flow rates. Colour identifies flow rate. 20 l/h (**Black**), 30 l/h (**Orange**), 40 l/h (**Blue**) 50 l/h (**Violet**), 55 l/h (**Green**) and 80 l/h (**Red**)
- Four Spray Patterns available: 90° Fan Spray, Cap colour (**Black**) 180° Fan Spray, Cap colour (**Black & Blue**) 180° Flat Trajectory Fan Spray, Cap Colour **Red**) 360° x 18 Hole Spray, Cap colour (**Black & Red**)
- 10-32 UNF Thread connection.

APPLICATIONS

- Watering of landscaped areas and garden beds.



Aquila™ Jet PC Spray Assemblies								
		Colour Coded Bases						
Colour		Black	Orange	Blue	Violet	Green	Red	
Flow Rate		20 l/h	30 l/h	40 l/h	50 l/h	55 l/h	80 l/h	
Outlet Size (mm)		0.90	1.25	1.30	1.45	1.55	1.65	
PACKAGING								Cap Colours & Spray Patterns
Order Codes	Packs	202805	202815	202825	202835	202845	202855	
	Bulk	020280	020281	020282	020283	020284	020285	90°
	Packs	202865	202875	202885	202895	202905	202915	
	Bulk	020286	020287	020288	020289	020290	020291	180°
	Packs			202945	202955	202965	202975	
	Bulk			020294	020295	020296	020297	360° x 18 Hole
	Packs	202985	202995	203005	203015	203025	203035	
	Bulk	020298	020299	020300	020301	020302	020303	180°
	Packs			203065	203075	203085	203095	
	Bulk			020306	020307	020308	020309	360° x 18 Hole
	Packs	204855	204865	204875	204885	204895	204905	
	Bulk	020485	020486	020487	020488	020489	020490	180° Flat Trajectory
Quantity per Bag	Packs	50						THE HEIGHT OF THE AQUILA™ JET PC SPRAYS MAY VARY SLIGHTLY DEPENDING ON BASE AND CAP SELECTED
	Bulk	1000						
Bags per Carton	Packs	100						
	Bulk	5						
Weight per Carton (kg)	Packs	19.0						
	Bulk	18.5						
Base Inlet Connection		10-32 UNF Thread						
Dimensions Assembled (mm)	Height	41						
	Width	18						
	Depth	17						
	Weight (g)	3.5						
Material		U.V. Stabilized						



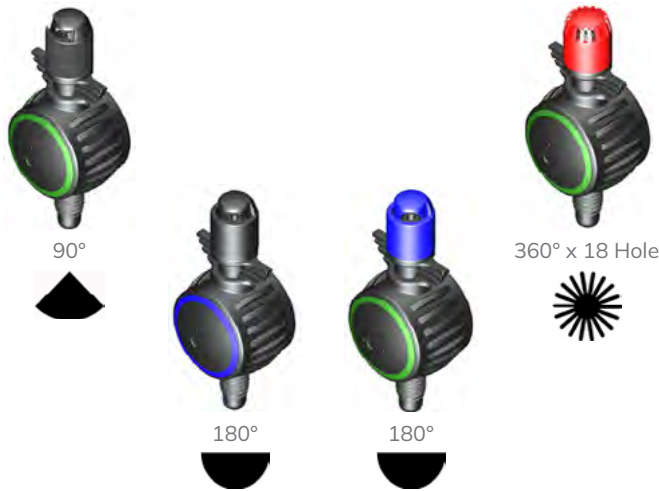
FILTRATION REQUIREMENTS





- **Black, Orange & Blue Spikes:** 130 microns (120 mesh)
- **Violet, Green & Red Spikes:** 200 microns (80 mesh)

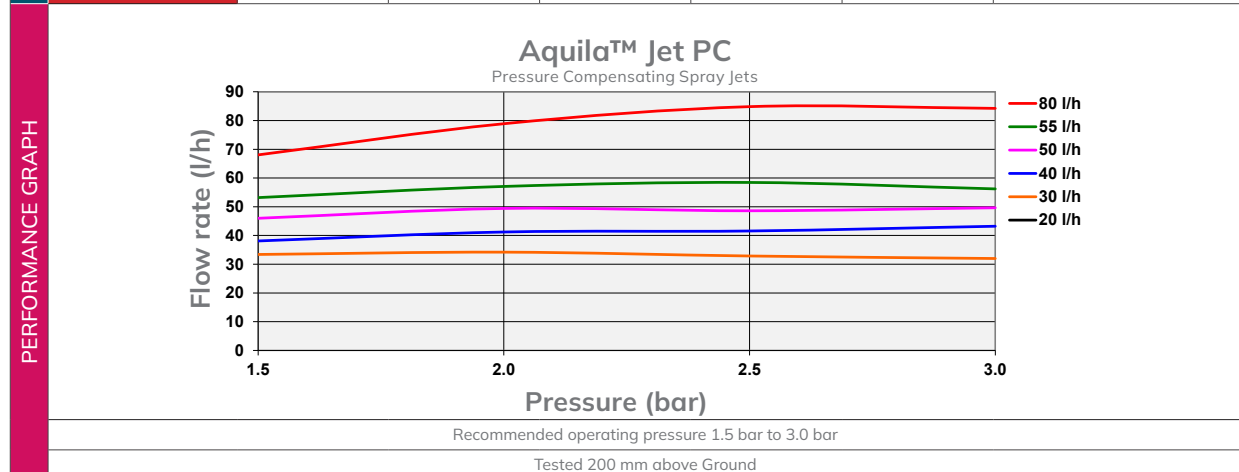
Pressure Compensating Sprays

FEATURES and BENEFITS

- Pressure Compensating Spray Jets with excellent watering patterns and pre-defined flow rates that distribute water evenly over the irrigated surface whilst maintaining constant diameter and radius of throw. This ensures efficient watering of the surface being irrigated.



Aquila™ Jet PC Sprays							
PERFORMANCE DATA			Spray Patterns				
							
BASE COLOUR AND FLOW RATE	PRESSURE (bar)	FLOW (l/h)	RADIUS OF THROW (m)			DIAMETER OF THROW (m)	
			90°	180°	180° Flat Trajectory	360° x 18 Hole	
PRESSURE COMPENSATING SPRAYS	BLACK	1.5	20.1	1.7	1.7	1.0	
		2.0	21.5	1.8	1.8	1.0	
	20 l/h	2.5	22.3	1.8	1.8	1.0	
		3.0	23.7	1.8	1.8	1.0	
	ORANGE	1.5	33.4	1.8	1.8	1.0	
		2.0	34.2	1.8	1.8	1.1	
	30 l/h	2.5	32.9	1.8	1.8	1.1	
		3.0	32.0	1.8	1.8	1.1	
	BLUE	1.5	38.1	1.8	1.8	1.1	3.6
		2.0	41.2	1.9	1.9	1.2	3.8
40 l/h	2.5	41.6	1.9	1.9	1.2	3.8	
	3.0	43.2	1.9	1.9	1.2	3.8	
VIOLET	1.5	46.0	1.9	1.9	1.2	3.8	
	2.0	49.4	1.9	2.0	1.2	4.0	
50 l/h	2.5	48.6	1.9	2.0	1.2	4.0	
	3.0	49.6	1.9	2.0	1.2	4.0	
GREEN	1.5	53.2	2.0	2.0	1.2	4.2	
	2.0	57.1	2.1	2.2	1.3	4.4	
55 l/h	2.5	58.4	2.2	2.2	1.3	4.4	
	3.0	56.2	2.2	2.2	1.3	4.4	
RED	1.5	68.0	2.5	2.2	1.3	5.4	
	2.0	78.9	2.6	2.4	1.3	5.8	
80 l/h	2.5	84.8	2.8	2.5	1.3	6.0	
	3.0	84.2	2.8	2.5	1.3	6.0	





Single Piece Spray Jets

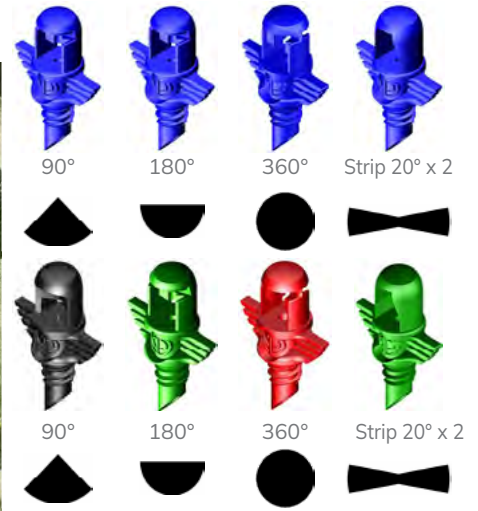
Micro Sprays

FEATURES and BENEFITS

- Single Piece micro sprays that distribute water evenly over the irrigated surface. Optimum performance and “matched precipitation” is achieved at 1 bar operating pressure. Winged bases with “FAST” thread are easy to install by hand eliminating the need for tools.
- Two colour coded sets, **Blue** and **Multi-Coloured**. Four spray patterns available per set.
- 90° Fan Spray
- 180° Fan Spray
- 360° Fan Spray
- Strip Spray

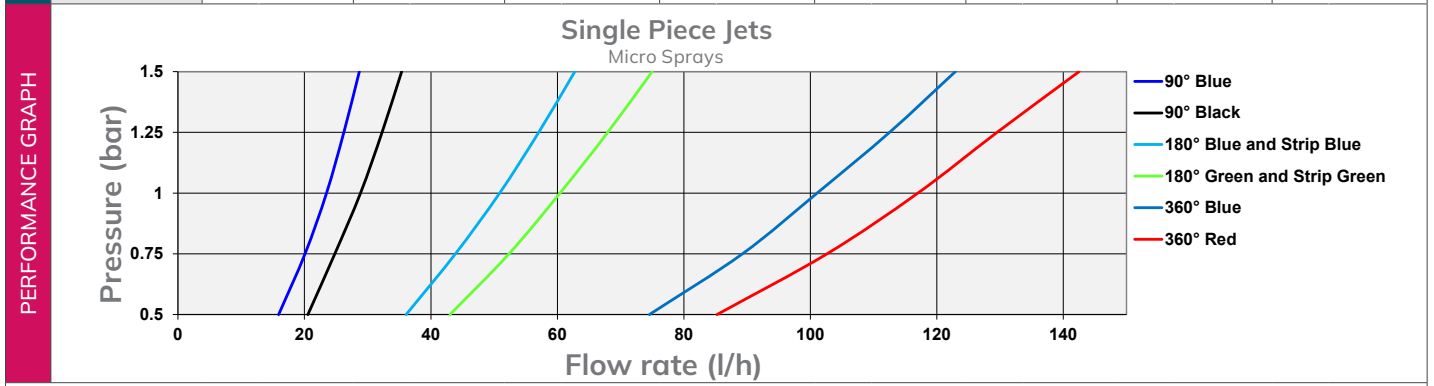
APPLICATIONS

- Watering of landscaped areas and garden beds.



Single Piece Jets

SINGLE PIECE MICRO SPRAYS	Blue															
	90°				180°				360°				Strip			
	Flow		Radius of Throw		Flow		Radius of Throw		Flow		Radius of Throw		Flow		Diameter of Throw	
Spray Pattern	90°		180°		360°		Strip		90°		180°		360°		Strip	
Outlet Size (mm)	0.9		1.2		1.8		1.2		1.0		1.4		1.9		1.4	
Pressure (bar)	Flow	Radius of Throw	Flow	Radius of Throw	Flow	Diameter of Throw	Flow	Diameter of Throw	Flow	Radius of Throw	Flow	Radius of Throw	Flow	Diameter of Throw	Flow	Diameter of Throw
0.5	16	0.9	36	1.0	75	2.1	36	2.2	21	1.2	43	1.4	85	2.8	43	2.9
1.0	24	1.0	51	1.1	101	2.2	51	2.4	29	1.4	60	1.6	117	3.0	60	3.2
1.5	29	1.1	63	1.3	123	2.3	63	2.6	35	1.5	75	1.7	143	3.2	75	3.5



Tested 200 mm above Ground level

Recommended operating pressure 1 bar

Single Piece Micro Sprays

PACKAGING	Blue								Multi-Coloured			
	Spray Pattern		90°	180°	360°	Strip	90°	180°	360°	Strip		
Order Codes	Packs	100926	100936	100946	100956	101186	101196	101206	101216			
	Bulk	010092	010093	010094	010095	010118	010119	010120	010121			
Quantity per Bag	Packs	100										
	Bulk	1000										
Bags perCarton	Packs	250										
	Bulk	25										
Weight per Carton (kg)	Packs	17.5										
	Bulk	16.4										
Inlet Connection	“FAST” Thread											
Dimensions Assembled (mm)	Height	26										
	Width	16.2										
	Depth	7.7										
	Weight (g)	0.6										
Material	U.V. Stabilized											

Standard & Pressure Compensating Sprays

FEATURES and BENEFITS


- The strong “C” frame design allows for excellent water distribution uniformity.
- Two base types are available: Standard Base and Pressure Compensating Base.
- Five color coded Standard Bases.
- Six color coded Pressure Compensating Bases.
- Base color identifies the flow rate.
- Standard Bases and Pressure Compensating Bases may be combined with any Down Spray or Stream Jet.
- Assemblies made to order.

APPLICATIONS

- Ideal garden beds, landscapes, vegetable gardens and agricultural applications

FILTRATION REQUIREMENTS

- **Black, Orange and Blue Bases:** 130 microns (120 mesh)
- **Violet, Green and Red Bases:** 200 microns (80 mesh)



Down Spray
18°
Standard



Down Spray
45°
30 l/h



12 Stream Jet
Flat Trajectory
Adjustable



Down Spray
45°
Adjustable



12 Stream Jet
Flat Trajectory
PC



Inverted 8
Stream
Jet PC



Aquila™ Jet PC Spray Assemblies

Colour	Standard Bases					Pressure Compensating Bases						Adjustable	PACKAGING	
	Black	Brown	Blue	Green	Red	Black	Orange	Blue	Violet	Green	Red	Black		
	0.8	0.9	1.0	1.3	1.5	0.90	1.25	1.30	1.45	1.55	1.65	Adjustable to max.		
Outlet Size (mm)						20 l/h	30 l/h	40 l/h	50 l/h	55 l/h	80 l/h	1.5		
Flow Rate														
														Spray & Jet Patterns
Order Codes	Packs	204915	204925	204935	204945	204955	205844	202814	202824	202834	202844	202854	202334	
	Bulk	020491	020492	020493	020494	020495	020584	020281	020282	020283	020284	020285	020233	Down Spray 45°
	Packs	205715	205725	205735	205745	205755	205764	205774	205784	205794	205804	205814	202364	
	Bulk	020571	020572	020573	020574	020575	020576	020577	020578	020579	020580	020581	020236	12 Stream Jet Flat Traj.
	Packs	205155	205165	205175	205185	205195	205204	205214	205224	205234	205244	205254	202354	
	Bulk	020515	020516	020517	020518	020519	020520	020521	020522	020523	020524	020525	020235	8 Stream Jet, 22° Traj.
	Packs	211745	211755	211765	211775	211785		211824	211834	211844	211854	211864	202344	
Bulk	021174	021175	021176	021177	021178		021182	021183	021184	021185	021186	020234	Down Spray 45°	
Quantity per Bag	Packs	50					25							
	Bulk	500					500							
Bags per Carton	Packs	120					100							
	Bulk	12					5							
Weight per Carton (kg)	Packs	13.8					13.3						11.6	
	Bulk	13.1					12.8						11.0	
Base Inlet Connection	"FAST" Thread					10-32 UNF Thread								
Dimensions Assembled (mm)	Height	41					41						52	
	Width	33					33						33	
	Depth	12					12						22	
	Weight(g)	2.0					4.7						4.0	
Material	U.V. Stabilized													



Down Sprays & Stream Jets

Standard & Pressure Compensating Sprays



Down Spray
18°
Standard PC



Down Spray
18°
PC



12 Stream Jet
Flat Trajectory
PC



Inverted
8 Stream
Jet PC



Down Sprays & Stream Jets									
PERFORMANCE DATA			Spray Patterns						
Pattern			Down Spray	Down Spray	12 Stream Jet Flat Trajectory	8 Stream Jet	Inverted 8 Stream Jet		
Trajectory			18°	45°	0°	22°	22°		
Frame Colour			Black	Green	Black	Black	Black		
Height Tested			Tested 0.5 m above Ground Level				Tested 0.8 m above Ground Level		
STANDARD BASES	STANDARD BASES COLOUR AND BASE OUTLET SIZE	PRESSURE (bar)	FLOW (l/h)	DIAMETER OF THROW (m)					
	BLACK	0.5	16	1.8	0.1	2.6	4.0	2.4	
		1.0	23	1.9	0.3	3.4	4.2	2.7	
		1.5	28	1.9	1.0	4.0	4.4	2.9	
	0.8 mm	2.0	32	2.0	1.0	4.4	4.6	3.1	
		2.5	36	2.0	1.0	4.6	4.6	3.2	
		BROWN	0.5	22	1.8	0.3	3.0	4.4	3.0
	1.0		31	2.0	1.0	3.8	4.6	3.4	
	1.5		38	2.1	1.0	4.4	4.7	3.7	
	0.9 mm	2.0	44	2.1	1.0	4.7	4.8	3.8	
		2.5	49	2.2	1.0	4.9	4.9	3.9	
		BLUE	0.5	27	1.9	1.0	3.8	4.6	3.1
	1.0		36	2.1	1.0	4.6	4.8	3.6	
1.5	47		2.2	1.0	5.2	4.9	3.9		
1.0 mm	2.0	54	2.3	1.0	5.6	5.0	4.1		
	2.5	61	2.4	1.0	5.8	5.1	4.2		
	GREEN	0.5	42	2.0	1.0	4.2	6.8	3.4	
1.0		60	2.2	1.0	5.2	7.0	4.0		
1.5		74	2.3	1.0	5.9	7.3	4.4		
1.3 mm	2.0	86	2.4	1.0	6.4	7.4	4.6		
	2.5	95	2.5	1.0	6.7	7.5	4.7		
	RED	0.5	58	2.5	1.0	4.5	7.4	3.8	
1.0		82	2.7	1.0	5.4	7.9	4.4		
1.5		101	2.8	1.0	6.1	8.3	4.8		
1.5 mm	2.0	117	2.9	1.0	6.6	8.6	5.0		
	2.5	130	3.0	1.0	6.9	8.8	5.1		
	ADJUSTABLE	BLACK Adjustable to max. 1.5 mm	0.5	54	0 - 2.3	0 - 1.0	0 - 5.6	0 - 5.0	
1.0			77	0 - 2.4	0 - 1.0	0 - 5.9	0 - 7.3		
1.5			94	0 - 2.5	0 - 1.0	0 - 6.0	0 - 7.5		
2.0			105	0 - 2.8	0 - 1.0	0 - 6.2	0 - 8.3		
2.5	119	0 - 2.9	0 - 1.0	0 - 6.5	0 - 8.6				
Recommended Operating Pressure 1.5 bar									
PRESSURE COMPENSATING SPRAYS	PRESSURE COMPENSATING BASES COLOUR AND FLOW RATE	PRESSURE (bar)	FLOW RATE (l/h)	Down Spray 18°	Down Spray 45°	12 Stream Jet Flat 0°	8 Stream Jet 22°	Inverted 8 Stream Jet 22°	
	BLACK	1.5	20.1	1.8			2.8	3.8	2.3
		2.0	21.5	1.8			2.9	3.9	2.4
		2.5	22.3	1.8			2.9	4.0	2.4
		3.0	23.7	1.8			2.9	4.0	2.4
	20 l/h	ORANGE	1.5	33.4	1.9	1.0	3.2	4.6	2.5
			2.0	34.2	1.9	1.0	3.3	4.7	2.6
			2.5	32.9	1.9	1.0	3.2	4.7	2.6
	30 l/h	3.0	32.0	1.9	1.0	3.2	4.7	2.6	
		BLUE	1.5	38.1	2.0	1.0	3.4	5.4	2.7
			2.0	41.2	2.0	1.0	3.4	5.5	2.8
	2.5		41.6	2.0	1.0	3.4	5.6	2.8	
	40 l/h	3.0	43.2	2.0	1.0	3.4	5.6	2.8	
VIOLET		1.5	46.0	2.1	1.0	3.6	6.2	3.0	
		2.0	49.4	2.1	1.0	3.6	6.3	3.1	
	2.5	48.6	2.1	1.0	3.6	6.4	3.1		
50 l/h	3.0	49.6	2.1	1.0	3.6	6.4	3.1		
	GREEN	1.5	53.2	2.2	1.0	3.8	6.8	3.4	
		2.0	57.1	2.2	1.0	3.9	7.0	3.5	
2.5		58.4	2.2	1.0	4.0	7.1	3.5		
55 l/h	3.0	56.2	2.2	1.0	4.0	7.1	3.5		
	RED	1.5	68.0	2.4	1.0	4.0	7.0	3.6	
		2.0	78.9	2.4	1.0	4.2	7.2	3.7	
2.5		84.8	2.5	1.0	4.4	7.3	3.8		
3.0	84.2	2.5	1.0	4.6	7.4	3.9			
Tested 200 mm above Ground									



Inverted 8
Stream Jet
PC



Down Spray 45°
PC
30 l/h



NEW RANGE

SPRAYS

05.

Down Sprays & Stream Jets

Shut-Off Adaptor Spray Assemblies

NEW RANGE

FEATURES and BENEFITS

- The strong “C” frame design allows for excellent water distribution uniformity.
- Five color coded Standard Bases.
- Five color coded Pressure Compensating Bases.
- Base color identifies the flow rate.
- The Standard and PC Bases are combined with the Down Spray 45°, the Shut-Off Tube Adaptor, Steel Spike and Flexible Tube for easy and rapid installation.
- Assemblies made to order.


APPLICATIONS

- Ideal garden beds, landscapes, vegetable gardens and agricultural applications.



FILTRATION REQUIREMENTS

- **Black, Orange and Blue Bases:** 130 microns (120 mesh)
- **Violet, Green and Red Bases:** 200 microns (80 mesh)



Down Sprays 45°												
Base Colour	Standard Bases					Pressure Compensating Bases					Flow Rate PC Bases	
	Black	Brown	Blue	Green	Red	Orange	Blue	Violet	Green	Red		
Base Outlet Size (mm)	0.8	0.9	1.0	1.3	1.5	1.25	1.30	1.45	1.55	1.65		
Nominal Flow Rate Standard at 1.5 bar (l/h)	28	38	47	74	101	30 l/h	40 l/h	50 l/h	55 l/h	80 l/h		
PACKAGING											Spray Pattern	
Order Codes	Packs	212644	212654	212664	212674	212684	202244	202254	202264	202274	202284	
	Bulk	021264	021265	021266	021267	021268	020224	020225	020226	020227	020228	
Quantity per Bag	Packs	25										Down Spray 45°
	Bulk	TBA										
Bags per Carton	Packs	TBA										
	Bulk	TBA										
Weight per Carton (kg)	Packs	TBA										
	Bulk	TBA										
Base Inlet Connection	4.5 mm Barb											
Dimensions Assembled (mm)	Height	331										
	Width	33										
	Depth	14										
	Weight (g)	30										
Material	U.V. Stabilized											

SPRAYS
05.



Orbita Micro Sprinklers

Micro Sprinklers

FEATURES and BENEFITS

- The Strong “C” frame design allows for excellent water distribution uniformity.
- During rotation the spinner is supported between two bearings.
- The spinner on the inverted model has a cover that protects the bottom bearing from dust.
- Four Orbita micro sprinkler models available: Standard, Inverted, Adjustable and Spike.
- Six colour coded bases to choose from for the Standard model.
- Four colour coded bases for the Inverted model.
- Base colour identifies the flow rate.
- Two Adjustable models available:
 1. **Black Base** with a **Black Rotor**
 2. **Yellow Base** with a **Blue Rotor**.
- The Spike is a pre-assembled model for quick and easy installation with a **Red Base**, an adjustable rotor for flow and throw control, 500 mm flexible tube and 4.5 mm Joiner. There are two spike lengths to choose from, 200 mm and 310 mm.

APPLICATIONS

- Ideal for large areas that include garden beds, landscapes, vegetable gardens and agricultural applications.



Standard
Red Base

Inverted
Green Base




Adjustable



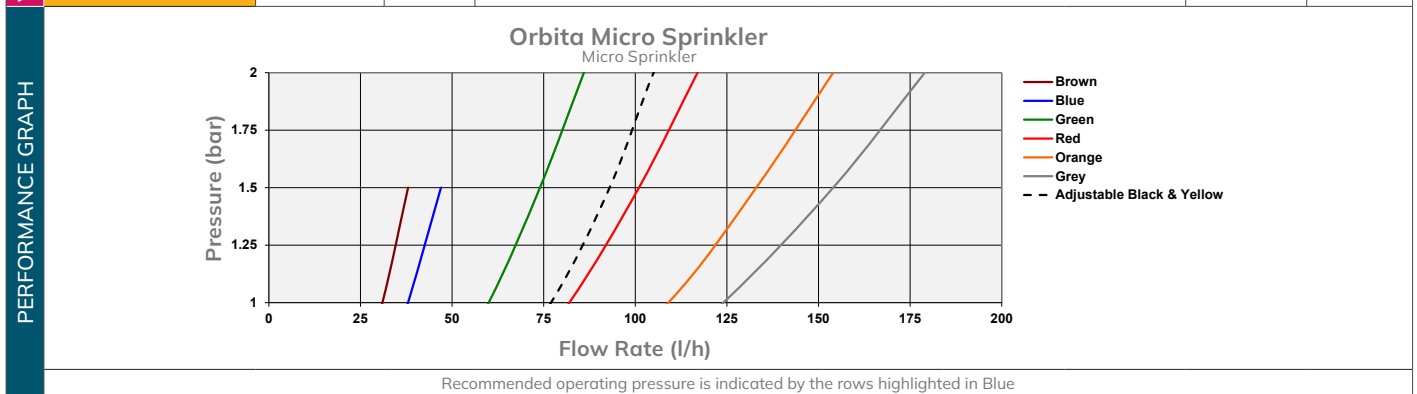
Orbita Micro Sprinklers

		Standard						Inverted				Adjustable		Spike	
		Brown	Blue	Green	Red	Orange	Grey	Brown	Blue	Green	Red	Black	Yellow	Red	Red
Base Colour															
Base Outlet Size (mm)		0.9	1.0	1.3	1.5	1.8	2.0	0.9	1.0	1.3	1.5	0 to 1.5	0 to 1.5	0 to 1.5	0 to 1.5
PACKAGING															
Order Codes	Packs	201035	201045	201055	201065	201075	201085	201105	201115	201125	201135	201394	201404	201552	201562
	Bulk	020103	020104	020105	020106	020107	020108	020110	020111	020112	020113	020139	020140	020155	020156
Quantity per Bag	Packs	50						50				25		10	10
	Bulk	500						500				500		200	150
Bags per Carton	Packs	120						120				100		20	15
	Bulk	12						12				5		1	1
Weight per Carton (kg)	Packs	15.5						15.6				12.1		9.9	8.6
	Bulk	13.9						15.1				11.5		9.6	8.4
Base Inlet Connection		"FAST" Thread						"FAST" Thread				10-32 UNF Thread		4.5 mm Barb	
Dimensions Assembled (mm)	Height	41						41				53		415	525
	Width	33						33				33		33	33
	Depth	12						12				23		23	23
	Weight (g)	2.3						2.3				4.0		43.5	47.1
Material		U.V. Stabilized													

Micro Sprinklers



Micro Sprinklers												
PERFORMANCE DATA				Standard		Inverted		Spike		Adjustable		
				200 mm		310 mm		200 mm		310 mm		
				Tested 0.2 m above Ground Level		Tested 0.8 m above Ground Level		Tested 0.3 m above Ground Level		Tested 0.4 m above Ground Level		
				Tested 0.2 m above Ground Level		Tested 2 m above Ground Level		Tested 0.3 m above Ground Level		Tested 0.2 m above Ground Level		
PRESSURE COMPENSATING SPRINKLERS	BASE COLOUR AND BASE OUTLET SIZE	PRESSURE (bar)	FLOW (l/h)	DIAMETER OF THROW (m)	STREAM HEIGHT (m)	DIAMETER OF THROW (m)		DIAMETER OF THROW (m)		DIAMETER OF THROW (m)	STREAM HEIGHT (m)	
	BROWN	0.9 mm	1.0	31	5.3	0.2	4.0	5.4				
			1.25	35	5.5	0.3	4.1	5.7				
			1.5	38	5.6	0.4	4.2	5.8				
	BLUE	1.0 mm	1.0	36	5.4	0.2	4.1	5.6				
			1.25	42	5.6	0.3	4.2	5.8				
			1.5	47	5.7	0.4	4.3	5.9				
	GREEN	1.3 mm	1.0	60	6.0	0.4	4.2	5.7				
			1.5	74	6.7	0.5	4.5	6.1				
			2.0	86	7.2	0.5	4.8	6.5				
RED	1.5 mm	1.0	82	6.4	0.4	4.4	5.9	6.5	6.6			
		1.5	101	7.3	0.5	4.8	6.5	7.4	7.5			
		2.0	117	8.0	0.5	5.1	7.0	8.1	8.2			
ORANGE	1.5 mm	1.0	109	6.8	0.4							
		1.5	133	7.7	0.5							
		2.0	154	8.4	0.5							
GREY	2.0 mm	1.0	124	6.9	0.5							
		1.5	154	7.8	0.5							
		2.0	179	8.6	0.5							
VARIABLE FLOW	BLACK Adjustable to max. 1.5 mm	1.0	0 - 77							0 - 6.3	0 - 0.4	
		1.5	0 - 94							0 - 7.2	0 - 0.4	
		2.0	0 - 105							0 - 7.9	0 - 0.4	
	BLACK Adjustable to max. 1.5 mm	1.0	0 - 77							0 - 6.3	0 - 0.4	
		1.5	0 - 94							0 - 7.2	0 - 0.4	
		2.0	0 - 105							0 - 7.9	0 - 0.4	





Orbita Micro Sprinklers

Pressure Compensating Sprinklers

FEATURES and BENEFITS

- Pressure Compensating Micro Sprinklers with pre-defined flow rates
- Ideal where uniform flow rates and constant diameter of throw are required.
- Colour coded bases 30 lph (**Orange**), 40 lph (**Blue**), 50 lph (**Violet**), 55 lph (**Green**) and 80 lph (**Red**).

APPLICATIONS

- Suitable for large areas that include garden beds, landscapes, vegetable gardens and agriculture applications.



Orbita PC Micro Sprinklers							
Base Colour	Colours, Flow Rates & Orifice Sizes						
	Orange	Blue	Violet	Green	Red		
Flow Rate	30 l/h	40 l/h	50 l/h	55 l/h	80 l/h		
Base Outlet Size (mm)	1.25	1.30	1.45	1.55	1.65		
PACKAGING							
	Order Codes	Packs	203124	203134	203144	203154	203164
		Bulk	020312	020313	020314	020315	020316
	Quantity per Bag	Packs	25				
		Bulk	500				
Bags per Carton	Packs	100					
	Bulk	5					
Weight per Carton (kg)	Packs	14.2					
	Bulk	13.7					
Base Inlet Connection	10-32 UNF Thread						
Dimensions Assembled (mm)	Height	55					
	Width	32					
	Depth	17					
	Weight (g)	5.1					
Material	U.V. Stabilized						




Orbita PC
30 l/h



Orbita PC
55 l/h

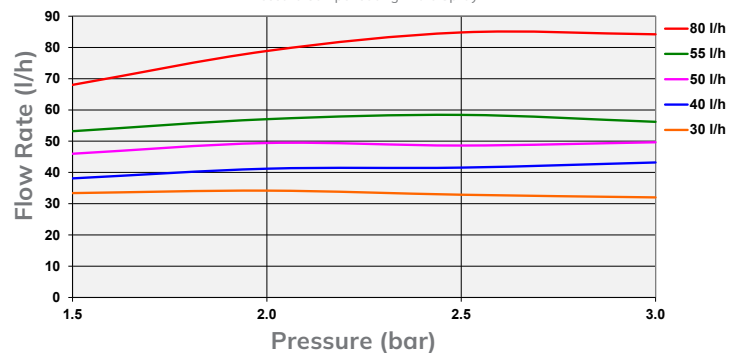
FILTRATION REQUIREMENTS

- **Orange and Blue Bases:** 130 microns (120 mesh)
- **Violet, Green and Red Bases:** 200 microns (80 mesh)

Orbita PC Micro Sprinklers					
PERFORMANCE DATA					
BASE COLOUR AND FLOW RATE	PRESSURE (bar)	FLOW (l/h)	DIAMETER OF THROW (m)	STREAM HEIGHT (m)	
ORANGE 30 l/h	1.5	33.4	3.2	0.3	
	2.0	34.2	3.4	0.3	
	2.5	32.9	3.4	0.3	
BLUE 40 l/h	3.0	32.0	3.4	0.3	
	1.5	38.1	3.6	0.3	
	2.0	41.2	3.8	0.3	
VIOLET 50 l/h	2.5	41.6	3.8	0.3	
	3.0	43.2	3.8	0.3	
	1.5	46.0	3.8	0.4	
GREEN 55 l/h	2.0	49.4	4.0	0.4	
	2.5	48.6	4.0	0.4	
	3.0	49.6	4.0	0.4	
RED 80 l/h	1.5	53.2	4.2	0.4	
	2.0	57.1	4.4	0.4	
	2.5	58.4	4.4	0.4	
	3.0	56.2	4.4	0.4	
	1.5	68.0	5.4	0.4	
	2.0	78.9	5.8	0.4	
	2.5	84.8	6.0	0.4	
	3.0	84.2	6.0	0.4	

Recommended operating pressure 1.5 to 3.0 bar - Tested 200 mm above Ground Level

Orbita PC Micro Sprinklers
Pressure Compensating Micro Spray



SPRINKLERS

05.

Orbita Micro Sprinklers

Micro Sprinklers

FEATURES and BENEFITS

- Two Orbita micro sprinkler models available: **Standard** and **Inverted**
- Eight colour coded barbed bases to choose from for both models.
- Base colour identifies the flow rate.
- Strong “C” frame design allows for excellent water distribution uniformity.
- During rotation the spinner is supported between two bearings.
- The spinner on the inverted model has a cover that protects the bottom bearing from dust.

APPLICATIONS

- Ideal for large areas that include garden beds, landscapes, vegetable gardens and agricultural applications



Standard
Green Base

Inverted
Red Base



Standard
Blue Base

Inverted
Green Base

Orbita Micro Sprinklers with 4.5 mm Barbed Base																	
Base Colour	Standard								Inverted								
	Black	Brown	Blue	Green	Red	Orange	Grey	White	Black	Brown	Blue	Green	Red	Orange	Grey	White	
Base Outlet Size (mm)	0.8	0.9	1.0	1.3	1.5	1.8	2.0	2.3	0.8	0.9	1.0	1.3	1.5	1.8	2.0	2.3	
PACKAGING																	
Order Codes	Packs	208395	208405	208415	208425	208435	208445	208455	208465	208475	208485	208495	208505	208515	208525	208535	208545
	Bulk	020839	020840	020841	020842	020843	020844	020845	020846	020847	020848	020849	020850	020851	020852	020853	020854
Quantity per Bag	Packs	50								50							
	Bulk	500								500							
Bags per Carton	Packs	120								120							
	Bulk	12								12							
Weight per Carton (kg)	Packs	15.8								15.9							
	Bulk	15.3								15.4							
Base Inlet Connection	4.5 mm Barb																
Dimensions Assembled (mm)	Height	415															
	Width	33															
	Depth	12															
	Weight (g)	2.4															
Material	U.V. Stabilized																



Orbita Micro Sprinklers

Inverted Micro Sprinkler Assemblies

FEATURES and BENEFITS

- The Strong “C” frame design allows for excellent water distribution uniformity.
- Inverted Orbita Micro Sprinkler with barbed base.
- Eight colour coded bases to choose from
- Base colour identifies the flow rate.
- During rotation the spinner is supported between two bearings.
- The spinner on the inverted sprinkler has a cover that protects the bottom bearing from dust.
- A Counter Weight keeps the assembly stable and upright. The Counter Weight also aids with the insertion of the Winged Adaptor to the supply tube.
- 500 mm of Flexible PVC Tube allows the assembly to be suspended in a vertical position above plants and foliage.
- The Winged Adaptor may be inserted into the supply tube by a thread or barb.

APPLICATIONS

- Agricultural applications and greenhouses.





Inverted Orbita Micro Sprinklers									
Base Colour		Inverted Orbita Micro Sprinkler with Counter Weight, 500 mm FPVC and Micro Adaptor							
Base Outlet Size (mm)		Black	Brown	Blue	Green	Red	Orange	Grey	White
PACKAGING									
Order Codes	Packs	208552	208562	208572	208582	208592	208602	208612	208622
	Bulk	020855	020856	020857	020858	020859	020860	020861	020862
Quantity per Bag	Packs	10							
	Bulk	200							
Bags per Carton	Packs	20							
	Bulk	1							
Weight per Carton (kg)	Packs	15.8							
	Bulk	15.3							
Base Inlet Connection		4.5 mm Barb							
Dimensions Assembled (mm)	Height	550							
	Width	37							
	Depth	29							
	Weight (g)	59.5							
Material		U.V. Stabilized							

SPRINKLERS

05.

Micro Sprinklers



Orbita Micro Sprinklers								
PERFORMANCE DATA			Standard		Inverted			
								
			Tested 0.2 m above Ground Level		Tested 0.8 m above Ground Level		Tested 2 m above Ground Level	
PRESSURE COMPENSATING SPRINKLERS	BASE COLOUR AND BASE OUTLET SIZE	PRESSURE (bar)	FLOW (l/h)	DIAMETER OF THROW (m)	STREAM HEIGHT (m)	DIAMETER OF THROW (m)		
	BLACK	1.0	23	5.2	0.2	3.9	5.2	
		1.25	25	5.4	0.3	4.0	5.5	
		1.5	28	5.5	0.4	4.1	5.6	
	BROWN	1.0	31	5.3	0.2	4.0	5.4	
		1.25	35	5.5	0.3	4.1	5.7	
		1.5	38	5.6	0.4	4.2	5.8	
	BLUE	1.0	36	5.4	0.2	4.1	5.6	
		1.25	42	5.6	0.3	4.2	5.8	
		1.5	47	5.7	0.4	4.3	5.9	
	GREEN	1.0	60	6.0	0.4	4.2	5.7	
		1.5	74	6.7	0.5	4.5	6.1	
		2.0	86	7.2	0.5	4.8	6.5	
	RED	1.0	82	6.4	0.4	4.4	5.9	
		1.5	101	7.3	0.5	4.8	6.5	
2.0		117	8.0	0.5	5.1	7.0		
ORANGE	1.0	109	6.8	0.4	4.5	6.3		
	1.5	133	7.7	0.5	5.0	6.8		
	2.0	154	8.4	0.5	5.2	7.2		
GREY	1.0	124	6.9	0.5	4.6	6.4		
	1.5	154	7.8	0.5	5.1	6.9		
	2.0	179	8.6	0.5	5.3	7.3		
WHITE	1.0	150	6.9	0.5	4.7	6.5		
	1.5	184	7.8	0.5	5.2	7.0		
	2.0	208	8.5	0.5	5.4	7.4		

PERFORMANCE GRAPH

Orbita Micro Sprinkler
Micro Sprinklers with Barbed Base

Recommended operating pressure is indicated by the rows highlighted in Blue



Inverted Orbita Micro Sprinkler with Counter Weight & 500 mm FPVC Tube



Micro Valves

Barb & Thread Connections

FEATURES and BENEFITS

- Inline Micro Valves, easy to install, simple to use. Rotate rotor for water control management of micro irrigation installations.
- Available in three connection combinations, Barb x Barb, Thread x Thread and Barb x Thread.
- Two coloured models are available for the Barb x Barb and the Thread x Thread micro valves:
 1. **Black Base** with a **Black Rotor**
 2. **Yellow Base** with a **Blue Rotor**.
- The Barb x Thread micro valve is only available with a **Black Base** and a **Black Rotor**.

APPLICATIONS

- Micro irrigation installations where flow control is required.



Micro Valve
4.5 mm Barb
30



Micro Valve
10-32 UNF Thread
30

Micro Valves						
PACKAGING		Coloured Range		Black Range		
Rotor Colour		Blue	Blue	Black	Black	Black
Base Colour		Yellow	Yellow	Black	Black	Black
Order Codes	Packs	200875	200975	200865	200965	200885
	Bulk	020087	020097	020086	020096	020088
Quantity per Bag	Packs	50				
	Bulk	1000				
Bags per Carton	Packs	100				
	Bulk	5				
Weight per Carton (kg)	Packs	12.7				
	Bulk	12.0				
Base Connection Type		4.5 mm Barb	10-32 UNF Thread	4.5 mm Barb	10-32 UNF Thread	4.5 mm Barb 10-32 UNF Thread
Dimensions Assembled (mm)	Height	40	37	40	37	39
	Width	22				
	Depth	15				
	Weight (g)	2.4				
Material		U.V. Stabilized				

Barb & Thread Connections

FEATURES and BENEFITS

- The Testa Roja Quick Action Valves are easy to install, simple to use. To control the water flow of irrigation installations rotate the valve handle. A quarter turn of the handle is all that is required to go from full flow to the "OFF" position.
- Available in three connection combinations, Barb x Barb, Barb x Male Thread and Barb x Female Thread.
- Many different combinations are available.
- The Female Threaded Nut on the Female Threaded Valves rotates independantly from the body. (**Patented**)
- The 13 mm valves are for 16 mm O.D. LDPE Tube.
- The 17 mm valves are for 20 mm O.D. LDPE Tube.
- The 14 mm, 15 mm and 18 mm valves are for dripline and are also available in colour **Brown**.



APPLICATIONS

- Irrigation installations where flow control is required.

PLEASE NOTE:

- Valve Sizes specified refer to the Inside Diameter of Tube.
- A filter should be installed at the beginning of the system to protect the emitters and valves. The system should be drained if temperatures are expected to reach freezing point.
- Recommended Maximum Operating Pressure: 3 bar
- Recommended Operating Temperatures: 1° C to 50° C



Testa Roja Valve
13 mm Barb







Testa Roja Valve
14 mm Barb (Brown)



Testa Roja Valve 16 mm
Barb x 1/2" Male Thread



Testa Roja Valve 14 mm
Barb x 1/2" Female Thread

Testa Roja Valves														
PACKAGING	Testa Roja Valve Sizes											CONNECTION TYPE		
	13 mm	14 mm		15 mm		16 mm	17 mm	18 mm	19 mm	20 mm				
Rotor Colour	Terra Cotta	Brown	Terracotta	Brown	Terracotta	Brown	Terracotta	Brown	Terracotta					
Body Colour	Black	Brown	Black	Brown	Black	Brown	Black	Brown	Black					
Order Codes	Packs	206153	206163	204503	206173	209473	206183	206193	206203	204563	206213	206223	Barb x Barb	
	Bulk	020615	020616	020450	020617	020947	020618	020619	020620	020456	020621	020622		
Quantity per Bag	Packs	20	20	20	20	20	20	20	20	20	20	20		
	Bulk	500	500	500	500	500	460	460	440	440	200	200		
Bags per Carton	Packs	25	25	25	25	25	23	23	22	22	10	10		
	Bulk	1	1	1	1	1	1	1	1	1	1	1		
Weight per Carton (kg)	Packs	10.8	10.9	10.9	10.9	10.9	10.6	10.5	10.3	10.3	9.0	9.4		
	Bulk	10.4	10.5	10.5	10.5	10.5	10.2	10.3	9.9	9.9	8.8	9.2		
Dimensions Assembled (mm)	Height	41	41	41	41	41	41	41	41	41	54	54		
	Width	32	32	32	32	32	32	32	32	32	44	44		
	Depth	84	84	84	84	84	84	84	84	84	84	100		100
	Weight (g)	19.0	19.2	19.2	19.2	19.2	20.3	20.4	20.4	20.4	20.4	39.6		41.6
Order Codes	Packs	206233	206243	203243	206253		206263	206273	206283		206293	206303	Barb x 1/2" MPT	
	Bulk	020623	020624	020324	020625		020626	020627	020628		020629	020630		
Quantity per Bag	Packs	20	20	20	20		20	20	20		20	20		
	Bulk	480	480	480	480		460	460	440		200	200		
Bags per Carton	Packs	24	24	24	24		23	23	22		10	10		
	Bulk	1	1	1	1		1	1	1		1	1		
Weight per Carton (kg)	Packs	11.7	11.7	11.7	11.7		11.8	11.8	11.4		9.9	10.2		
	Bulk	11.4	11.4	11.4	11.4		10.2	10.3	9.9		9.6	10.0		
Dimensions Assembled (mm)	Height	41	41	41	41		41	41	41		54	54		
	Width	32	32	32	32		32	32	32		44	44		
	Depth	90	90	90	90		90	90	90		106	106		
	Weight (g)	21.8	21.8	21.8	21.8		22.9	23.0	23.1		43.5	45.5		
Material	U.V. Stabilized													



Testa Roja Valves

Barb & Thread Connections



Testa Roja Valve
16 mm Barb x 3/4" MPT



Testa Roja Valve
16 mm Barb x 3/4" Female Thread

Testa Roja Valves										
PACKAGING		Testa Roja Valve Sizes								CONNECTION TYPE
		13 mm	14 mm	15 mm	16 mm	17 mm	18 mm	19 mm	20 mm	
Rotor Colour		Terra Cotta								
Body Colour		Black								
Order Codes	Packs	206393	206403	206413	206423	206433	206443	206453	206463	Barb x 3/4" MPT
	Bulk	020639	020640	020641	020642	020643	020644	020645	020646	
Quantity per Bag	Packs	20	20	20	20	20	20	20	20	
	Bulk	360	360	360	360	360	340	180	180	
Bags per Carton	Packs	18	18	18	18	18	16	9	9	
	Bulk	1	1	1	1	1	1	1	1	
Weight per Carton (kg)	Packs	9.5	9.5	9.5	9.9	10.0	9.0	9.0	9.4	
	Bulk	9.2	9.3	9.3	9.7	9.7	9.3	8.9	9.2	
Dimensions Assembled (mm)	Height	41	41	41	41	41	41	54	54	
	Width	32	32	32	32	32	32	44	44	
	Depth	92	92	92	92	92	92	108	108	
	Weight (g)	23.0	23.2	23.2	24.3	24.4	24.5	44.2	46.2	
Order Codes	Packs	206473	206483	206493	206503	206513	206523	206533	206543	Barb x 1/2" Female Thread (Patented)
	Bulk	020647	020648	020649	020650	020651	020652	020653	020654	
Quantity per Bag	Packs	20	20	20	20	20	20	20	20	
	Bulk	480	480	480	460	460	440	200	200	
Bags per Carton	Packs	20	20	20	23	23	22	10	10	
	Bulk	1	1	1	1	1	1	1	1	
Weight per Carton (kg)	Packs	10.4	10.4	10.4	13.0	13.1	12.6	10.1	10.5	
	Bulk	12.2	12.3	12.3	12.7	12.8	12.3	9.9	10.3	
Dimensions Assembled (mm)	Height	41	41	41	41	41	41	54	54	
	Width	32	32	32	32	32	32	44	44	
	Depth	95	95	95	95	95	95	109	109	
	Weight (g)	23.4	23.6	23.6	25.6	25.7	25.8	45.0	47.0	
Order Codes	Packs	206553	206563	206573	206583	206593	206603	206613	206623	Barb x 3/4" Female Thread (Patented)
	Bulk	020655	020656	020657	020658	020659	020660	020661	020662	
Quantity per Bag	Packs	20	20	20	20	20	20	20	20	
	Bulk	360	360	360	360	360	340	180	180	
Bags per Carton	Packs	18	18	18	18	18	16	9	9	
	Bulk	1	1	1	1	1	1	1	1	
Weight per Carton (kg)	Packs	11.0	11.1	11.1	11.5	11.6	10.4	9.6	10.0	
	Bulk	10.8	10.9	10.9	11.3	11.3	10.8	9.5	9.9	
Dimensions Assembled (mm)	Height	41	41	41	41	41	41	54	54	
	Width	32	32	32	32	32	32	44	44	
	Depth	96	96	96	96	96	96	110	110	
	Weight (g)	27.4	27.6	27.6	28.7	28.8	28.9	47.6	49.6	
Material	U.V. Stabilized									

Testa Roja Valves

PE & PVC Pipe, Lay-Flat & Tape Connections

FEATURES and BENEFITS

- The Testa Roja Quick Action Valves are easy to install, simple to use. To control the water flow of irrigation installations rotate the valve handle. A quarter turn of the handle is all that is required to go from full flow to the "OFF" position.
- Available in various connection combinations, Take-Off for PE Pipe Connection, D-Barb, Male Thread, Female Thread (Rotating Nut), Ø16 and Ø22 Tape Connection, Take-Off for PVC Pipe Connection and a new easy to install **Flex Connect™** Lay-Flat Adaptor.

APPLICATIONS

- Irrigation installations where flow control is required.

PLEASE NOTE:

- Valve Sizes specified refer to the Inside Diameter of Tube.
- To protect the integrity of the valves, the system should be drained if temperatures are expected to reach freezing point
- **Recommended Maximum Operating Pressure 3 bar - 1/2" and 3/4" Body**
- **Recommended Maximum Operating Pressure 9 bar - 1" Body**
- **Recommended Operating Temperatures: 1° C to 50° C**



Flex Connect™ with Lay-Flat Adaptor Ø16 Tape Connector



3/4" MPT
Ø16 Tape Connector



3/4" Female Nut
3/4" MPT



Take-Off with gasket, For PE Pipe
13 mm D-Barb

Testa Roja, Valves QA (Ag) Connection Type		PACKAGING								
		Packs				Dimensions of Assembled Valves				Material
		Order Code	Quantity per Bag	Bags per Carton	Weight per Carton (kg)	Height	Width	Length	Weight	
					(mm)			(g)		
	1/2" Female Nut 1/2" MPT	203395	50	7	10.1	42	32	102	26.0	
	1/2" Female Nut 3/4" MPT	203415	50	6	11.0	42	32	102	27.7	
	3/4" Female Nut 1/2" MPT	203405	50	7	11.1	42	32	102	28.8	
	3/4" Female Nut 3/4" MPT	203425	50	6	11.7	42	32	102	30.5	
	3/4" Female Nut 13 mm D-Barb	211055	50	9	10.5	42	32	93	27.4	
	3/4" Female Nut 17 mm D-Barb	211065	50	8	9.2	42	32	93	27.5	
	Take-Off with Gasket, For Pe Pipe 13 mm D-Barb	206695	50	10	11.4	42	32	86	20.6	
	Take-Off with Gasket, For Pe Pipe 17 mm D-Barb	206705	50	10	11.6	42	32	86	21.0	
	3/4" MPT with Gasket, For PE Pipe	212635	50	8	11.9	45	32	92	21.0	
	13 mm D-Barb Ø16 Tape Connector	206715	50	8	11.4	42	32	109	25.8	
	13 mm D-Barb Ø22 Tape Connector	206655	50	7	13.1	42	32	113	34.5	
	Take-Off with Gasket, For Pe Pipe Ø16 Tape Connector	206725	50	7	10.3	42	32	108	26.5	
	Take-Off with Gasket, For Pe Pipe Ø22 Tape Connector	206665	50	7	13.4	42	32	112	35.3	

U. V. Stabilized



Testa Roja Valves

PE & PVC Pipe, Lay-Flat & Tape Connections



1/2" MPT x 21 mm Barb



Flex Connect™ with Lay-Flat Adaptor
Ø22 Tape Connector

Testa Roja, Valves QA (Ag) Connection Type		PACKAGING								
		Packs				Dimensions of Assembled Valves				Material
		Order Code	Quantity per Bag	Bags per Carton	Weight per Carton (kg)	Height	Width	Length	Weight	
					(mm)			(g)		
	1/2" MPT Ø16 Tape Connector	206735	50	7	11.1	42	32	114	28.8	U. V. Stabilized
	3/4" MPT Ø22 Tape Connector	207155	50	6	12.2	42	32	118	37.3	
	3/4" MPT Ø16 Tape Connector	206685	50	6	10.8	42	32	115	32.8	
	3/4" MPT Ø22 Tape Connector	206985	50	5	8.3	42	32	119	29.4	
	Take-Off x Ø16 Tape Connector, For PVC Pipe (Gasket Not Included)	206745	50	7	10.2	42	32	115	26.3	
	Take-Off x Ø22 Tape Connector, For PVC Pipe (Gasket Not Included)	206675	50	6	11.8	42	32	120	35.4	
	Take-Off x 13 mm D-Barb, For PVC Pipe (Gasket Not Included)	211935	50	7	TBA	42	32	94	22.1	
	Flex Connect™ with Lay-Flat Adaptor Ø16 Tape Connector	206755	50	5	10.5	42	32	125	38.2	
	Flex Connect™ with Lay-Flat Adaptor Ø22 Tape Connector	206795	50	4	10.9	42	32	130	49.5	
	Flex Connect™ without Lay-Flat Adaptor Ø16 Tape Connector	206645	50	5	10.5	44	32	111	29	
	Flex Connect™ without Lay-Flat Adaptor Ø22 Tape Connector	206975	50	4	10.9	47	32	116	40.3	
	13 mm D-Barb	206885	50	10	11.5	42	32	89	20.8	
	17 mm D-Barb	206895	50	10	11.6	42	32	88	21.1	
	1/2" MPT	206765	50	8	11.5	42	32	98	26.2	
	3/4" MPT	206775	50	7	11.0	42	32	99	28.5	
	1/2" MPT 13 mm D-Barb	206905	50	9	11.6	42	32	93	23.4	
	3/4" MPT 13 mm D-Barb	206915	50	8	11.6	42	32	93	26.5	
	1/2" MPT 17 mm D-Barb	206925	50	9	12.4	42	32	93	25.3	
	3/4" MPT 17 mm D-Barb	206935	50	7	10.4	44	32	93	26.7	

Testa Roja Valves

PE & PVC Pipe, Lay-Flat & Tape Connections



13 mm D-Barb



3/4" MPT
13 mm D-Barb



Take-Off with Gasket
Ø16 Tape Connector



3/4" MPT

Testa Roja, Valves QA (Ag) Connection Type		PACKAGING								
		Packs				Dimensions of Assembled Valves				Material
		Order Code	Quantity per Bag	Bags per Carton	Weight per Carton (kg)	Height	Width	Length	Weight	
						(mm)			(g)	
	1/2" MPT 21 mm D-Barb	206945	50	8	11.7	42	32	103	26.7	
	3/4" MPT 21 mm D-Barb	206955	50	7	10.6	44	32	103	27.4	
	1/2" Female Nut Ø16 Tape Connector	207695	50	6	10.1	42	32	117	30.5	
	1/2" Female Nut Ø22 Tape Connector	207705	50	6	12.4	42	32	122	37.9	
	3/4" Female Nut Ø16 Tape Connector	207715	50	6	10.9	44	32	118	33.2	
	3/4" Female Nut Ø22 Tape Connector	207725	50	5	11.1	44	32	123	40.7	
	1/2" MPT "FAST" Loc Ring 16 mm Dripline Connector	209435	50	7	11.9	44	32	112	31.2	
	3/4" MPT "FAST" Loc Ring 16 mm Dripline Connector	209505	50	6	11.2	44	32	112	34	
	Take-Off with Gasket "FAST" Loc Ring 16 mm Dripline Connector	210265	50	7	10.3	44	32	108	26.5	
	Take-Off with Lock Nut For PE Pipe Ø16 Tape Connector	207655	50	6	11.4	44	32	123	34.7	
	Ø16 Tape Connector	203375	50	6	10.9	44	32	128	33.1	
	Ø22 Tape Connector	203385	50	4	9.3	47	33	138	48.0	
	Ø16 Tape "FAST" Loc	206995	50	6	9.3	44	32	127	27.6	
	Ø22 Tape "FAST" Loc	211005	50	4	8.7	47	32	130	38.6	
	Take-Off with Gasket For PE Pipe Ø16 Tape "FAST" Loc	207495	50	7	10.2	43	32	106	36.2	
	Take-Off with Gasket For PE Pipe Ø22 Tape "FAST" Loc	207505	50	7	12.0	46	32	108	31.4	
	Flex Connect™ with Lay-Flat Adaptor Ø16 Tape "FAST" Loc	207515	50	5	10.2	45	32	122	37.0	
	Flex Connect™ with Lay-Flat Adaptor Ø22 Tape "FAST" Loc	207525	50	4	9.4	46	32	124	42.2	

U. V. Stabilized



Testa Roja Valves

Barb, Thread, Tape and Compression Connections



1" Body, 25 mm D-Barb Ø16 Tape "FAST" Loc



Take-Off with Gasket For PE Pipe Ø Tape "FAST" Loc



1" Body, 1" Female Thread 25 mm D-Barb

Testa Roja, Valves QA (Ag) Connection Type		PACKAGING								
		Packs				Dimensions of Assembled Valves				Material
		Order Code	Quantity per Bag	Bags per Carton	Weight per Carton (kg)	Height	Width	Length	Weight	
					(mm)			(g)		
	Flex Connect™ without Lay-Flat Adaptor Ø16 Tape "FAST" Loc	211305	50	6	8.4	45	32	122	24.6	
	Flex Connect™ without Lay-Flat Adaptor Ø22 Tape "FAST" Loc	211355	50	5	9.4	46	32	124	29.8	
	3/4" Female Nut Ø16 Tape "FAST" Loc	207535	50	6	10.3	48	32	117	30.95	
	3/4" Female Nut Ø22 Tape "FAST" Loc	207545	50	5	10.0	48	32	119	36.15	
	1/2" MPT Ø16 Tape "FAST" Loc	211285	50	7	10.7	43	32	112	27.7	
	1/2" MPT Ø22 Tape "FAST" Loc	211295	50	6	10.6	46	32	114	32.10	
	250 Series Barb Ø16 Tape Connector	212385	50	8	11.4	44	32	99	25.9	
	250 Series Barb Ø22 Tape Connector	212405	50	6	11.0	47	32	104	33.4	
	400 Series Barb Ø16 Tape Connector	211145	50	8	15.0	42	32	118	31.6	
	400 Series Barb Ø22 Tape Connector	211155	50	6	13.7	44	32	123	39.2	
	550 Series Qwik Loc	212525	50	4	9.0	44	32	136	40.2	
	1" Body, 24 mm D-Barb	210092	10	8	9.5	79	60	145	106.5	
	1" Body, 25 mm D-Barb	208732	10	8	9.5	79	60	145	106.8	
	1" Body, 30 mm D-Barb	210102	10	8	9.9	79	60	145	111.2	
	1" Body, 1" BSP/M 25 mm D-Barb	208742	10	7	8.8	79	60	144	113.4	
	1" Body, 1" BSP/M	208762	10	7	9.4	79	60	153	121.6	

U. V. Stabilized

Testa Roja Valves

Barb, Thread, Tape and Compression Connections



1" Body, 1" Female Nut (Rotating) 3/4" Body, 3/4" MPT
20 mm Compression



1" Body, 1" BSP/M 1" Body, 1" Female But
32 mm Compression 32 mm Compression

Testa Roja, Valves QA (Ag) Connection Type		PACKAGING								
		Packs				Dimensions of Assembled Valves				Material
		Order Code	Quantity per Bag	Bags per Carton	Weight per Carton (kg)	Height	Width	Length	Weight	
				(mm)				(g)		
	1" Body, 1" Female Nut (Rotating) 25 mm D-Barb	208782	10	6	8.3	79	60	147	123.7	U. V. Stabilized
	1" Body, 1" Female Nut (Rotating) 1" BSP/M	210192	10	6	8.7	79	60	151	130.3	
	1" Body, 1" Female Nut (Rotating) 25 mm Compression	208802	10	6	8.8	79	60	149	133.9	
	3/4" Body, 1/2" MPT 20 mm Compression	210272	10	10	8.8	61	44	144	81.8	
	3/4" Body, 3/4" MPT 20 mm Compression	210282	10	10	8.9	61	44	145	82.1	
	3/4" Body, 3/4" MPT 25 mm Compression	210592	10	10	10.5	61	44	145	95.5	
	1" Body, 1" Female Nut (Rotating) 25 mm Compression	210302	10	4	7.3	81	60	179	175.9	
	1" Body, 1" Female Nut (Rotating) 32 mm Compression	210312	10	4	8.6	85	60	184	195.6	
	1" Body, 1" BSP/M 25 mm Compression	210372	10	4	6.8	81	60	181	163.3	
	1" Body, 1" BSP/M 32 mm Compression	210382	10	4	7.7	85	60	187	182.7	
	3/4" Body, 20 mm Compression	210132	10	8	9.7	61	44	174	115.1	
	3/4" Body, 25 mm Compression	210142	10	7	10.8	65	51	178	134.5	
	1" Body, 25 mm Compression	210112	10	4	8.5	81	60	210	196.6	
	1" Body, 32 mm Compression	210122	10	3	8.5	85	60	220	237.5	



Filters & Pressure Reducers

Threaded Connections

FEATURES and BENEFITS

- Easy to install Y-Filter / Pressure Reducers and In-Line Pressure Reducers 3/4" threaded connections and preset Outlet pressures
- Eight colour coded Y-Filters with Pressure Reducers and preset outlet pressures are available: Four Y-Filter / Pressure Reducers with 3/4" Male Pipe Thread connections (Inlet & Outlet) Four Y-Filter / Pressure Reducers with 3/4" Female Thread (Inlet) and 3/4" Male Pipe Thread (Outlet).
- Four In-Line Pressure Reducers with 3/4" Female Thread (Inlet) and 3/4" Male Pipe Thread (Outlet).
- The Pressure Reducer controls mains water pressure at the outlet to: 1.0 bar (**Red**) 1.4 bar (**Blue**) 1.8 bar (**Black**) 2.5 bar (**Green**)
- Y-Filter with 3/4" Male Pipe Thread (Inlet & Outlet).
- The 150 Mesh Stainless Steel Filter Screen in the Y-Filters traps particles in the water to reduce clogging of emitters.
- The 3/4" Female Threaded Nut on the Y-Filters and the In-Line Pressure Reducers rotates independently from the body.



APPLICATIONS

- Landscaped gardens, greenhouses and vegetable gardens

Maximum Operating Pressure: 6 bar



Y-Filter / Pressure Reducer
3/4" Male Thread (Inlet & Outlet)
1.0 bar (**Red**)



In-Line Pressure Reducer
3/4" Female Thread (Inlet)
3/4" Male Thread (Outlet)
2.5 bar (**Green**)



In-Line Pressure Reducer
3/4" Female Thread (Inlet)
3/4" Male Thread (Outlet)
1.4 bar (**Blue**)

NEW RANGE



Y-Filter / Pressure Reducer
3/4" Female Thread (Inlet)
3/4" Male Thread (Outlet)
2.5 bar (**Green**)

Filters & Pressure Reducers														
PACKAGING	Y-Filter with Pressure Reducer				Y-Filter with Pressure Reducer				In-Line Pressure Reducer				Y-Filter	
Outlet Pressure	1.0 bar	1.4 bar	1.8 bar	2.5 bar	1.0 bar	1.4 bar	1.8 bar	2.5 bar	1.0 bar	1.4 bar	1.8 bar	2.5 bar		
Order Codes	Packs	210428	202168	208218	210438	210448	202178	208228	210458	210463	202383	208233	210473	208718
	Bulk	021042	020216	020821	021043	021044	020217	020822	021045	021046	020238	020823	021047	020871
Quantity per Bag	Packs	1				1				20				1
	Bulk	80				80				450				80
Bags per Carton	Packs	60				60				20				60
	Bulk	1				1				1				1
Weight per Carton (kg)	Packs	9.0				9.1				16.4				8.4
	Bulk	10.6				10.6				17.9				9.8
Inlet Connection	3/4" Male Thread				3/4" Female Thread				3/4" Female Thread				3/4" Male Thread	
Outlet Connection					3/4" Male Thread				3/4" Male Thread					
Dimensions Assembled (mm)	Height	150				154				85				150
	Width	110				112				33.5				110
	Depth	50				50				33.5				50
	Weight (g)	119.8				119.3				35.6				109.4
Material	U.V. Stabilized													

Barb and Thread Connections

FEATURES and BENEFITS

- Easy to install Y-Filters with 3/4" threaded connections and In-Line Filters with thread and barb connections.
- Y-Filter without Pressure Reducer with 3/4" Female Threaded (Inlet) and 3/4" Male Thread (Outlet).
- Nine In-Line Filters are available: Four In-Line Filters with 13 mm, 14 mm, 16 mm and 20 mm Barb connection (Inlet & Outlet). Four In-Line Filters with 3/4" Female Thread (Inlet) and 13 mm, 14 mm, 16 mm and 20 mm Barb (Outlet). One In-Line Filter with 3/4" Female Thread (Inlet) and 3/4" Male Thread (Outlet)
- The 150 Mesh Stainless Steel Filter Screen in the Y-Filter and the In-Line Filter traps particles in the water to reduce clogging of emitters.
- The 3/4" Female Threaded Nut on the Y-Filter and the In-Line Filters rotates independently from the body.

APPLICATIONS

- Landscaped gardens, greenhouses and vegetable gardens



Y-Filter
3/4" Male Thread (Inlet & Outlet)













Y-Filter
3/4" Female Thread (Inlet)
3/4" Male Thread (Outlet)



In-Line Filter
13 mm Barb (Inlet & Outlet)



In-Line Filter
3/4" Female Thread (Inlet)
13 mm Barb (Outlet)

Filters & Pressure Reducers											
PACKAGING		Y-Filter 3/4" Female Inlet 3/4" Male Outlet	In-Line Filters Barbed (Inlet & Outlet)				In-Line Filters 3/4" Female (Inlet) Barbed (Outlet)				In-Line Filter 3/4" Female (Inlet) 3/4" Male (Outlet)
											
Barb Dimensions			13 mm	14 mm	16 mm	20 mm	13 mm	14 mm	16 mm	20 mm	
Order Codes	Packs	208728	208284	209404	208824	208834	208324	209414	208844	208854	209574
	Bulk	020872	020828	020940	020882	020883	020832	020941	020884	020885	020957
Quantity per Bag	Packs	1	25	25	25	25	25	25	25	25	25
	Bulk	80	350	350	300	250	250	250	250	200	250
Bags per Carton	Packs	60	12	12	12	10	10	10	10	8	8
	Bulk	1	1	1	1	1	1	1	1	1	1
Weight per Carton (kg)	Packs	8.4	11.8	12.2	12.1	11.4	11.3	11.6	11.5	9.5	11.7
	Bulk	9.8	13.5	13.9	12.0	11.3	11.3	11.5	11.4	9.4	11.4
Dimensions Assembled (mm)	Height	150	133				132				118
	Width	110					33.5				
	Depth	50					33.5				
	Weight (g)	108.9	35.7	36.9	36.9	41.2	41.2	42.2	41.9	42.4	42.7
Material		U.V. Stabilized									



Ultra™ Stakes

Registered Design


FEATURES and BENEFITS

- The Ultra™ Stakes are ideal for landscaped gardens where plant heights differ and a variety of stake lengths are required to raise watering emitters above the plant foliage.
- Rigid Risers or Flexible Vinyl tube may be inserted into the stakes providing many height options.
- The stakes may be spot placed away from the main supply line to irrigate plants and shrubs.
- Two Ultra™ Stake lengths available, 200 mm and 310 mm. **(Registered Design)**
- Suitable for use with 6.9 mm O.D. Rigid Risers or Flexible Vinyl Offtake Tube.
- Five Ultra™ Stake Assemblies: - 200 mm Stake with 200 mm Rigid Riser Tube and 4.5 mm Barbed Adaptor - 310 mm Stake with 300 mm Rigid Riser Tube and 4.5 mm Barbed Adaptor - 310 mm Stake with 500 mm Flexible Vinyl Offtake Tube and 4.5 mm Barbed Adaptor - 200 mm Stake & 310 mm Stake with Micro Adaptor for direct connection of 10-32 UNF Male Threaded Bases or "FAST Thread" Bases, 500 mm Flexible Vinyl Offtake Tube and 4.5 mm Barbed Adaptor.
- Slim Line
- The Ground Hook is suitable for main supply lines from 16 mm O.D. to 20 mm O.D.
- The Ground Hook firmly secures main supply lines in position on the ground once the design layout has been defined in the garden bed.





APPLICATIONS

- Landscaped gardens, pots and vases.



Ground Hook



Ultra™ Stake with Micro Adaptor for direct connection of 10-32 UNF & "FAST" Threaded Base

Ultra™ Stake with Rigid Riser & 500 mm FPVC

		Stakes								
		Ultra™ Stakes							Ground Hook	
PACKAGING		200 mm Stake	310 mm Stake	310 mm Stake 300 mm RR 500 mm FPVC	310 mm Stake Micro Adaptor 500 mm FPVC	200 mm Stake with 200 mm Rigid Riser	310 mm Stake with 300 mm Rigid Riser	310 mm Stake with 500 mm Flex. Tube	16 mm O.D. to 20 mm O.D.	
Colour		Black							Brown	Black
Order Codes	Packs	100474	100464	205692	205702	201284	201274	202652	103943	101743
	Bulk	010047	010046	020569	020570	020128	020127	020265	010394	010174
Quantity per Bag	Packs	25	25	10	10	25	25	10	20	
	Bulk	750	500	300	300	600	450	300	800	
Bags per Carton	Packs	30	20	30	30	24	18	30	40	
	Bulk	1	1	1	1	1	1	1	1	
Weight per Carton (kg)	Packs	10.7	10.3	14.5	12.8	11.5	12.5	13.8	8.1	
	Bulk	10.6	8.7	14.1	12.4	11.5	12.5	13.7	7.9	
Dimensions Assembled (mm)	Height	200	310	310	310	200	310	310	150	
	Width	17	17	17	17	17	17	17	36	
	Depth	15	15	15	15	15	15	15	17	
	Weight (g)	12.8	18.6	43.9	38.2	17.6	25.5	42.5	6.9	
Material		U.V. Stabilized								

Ultra™ Stake application with Rigid Riser Tube

Fittings

Micro Fittings, Adaptors, Nut and Tails

FEATURES and BENEFITS

- A range of micro fittings and adaptors with barb or "FAST" thread connection.
- Nut and Tails (with Rotating Nut) for easy connection to tubing, main water supply lines and emitters.
- A 1/2" female threaded adaptor with self-tapping micro connection for "FAST" Thread and 10-32 UNF threaded emitters. This adaptor is ideal for connection to 1/2" threaded risers.

APPLICATIONS

- Landscaped gardens, green houses and vegetable gardens.



Micro Fittings & Adaptors																
PACKAGING		Elbow	Tee	Cross	Joiner	Adaptors					Nut & Tails					
		4.5 mm Barb					"FAST" Thread 4.5 mm Barb	Hypodermic 4.5 mm Barb	"FAST" Thread Winged	Self Tapping Micro Adaptor 1/2" Female Thread	3/4" Female Thread 3/4" Female Thread	3/4" Female Thread with Washer x Barbed Tail				
		4.5 mm Barb	13 mm Barb	14 mm Barb	16 mm Barb	20 mm Barb						4.5 mm Barb	13 mm Barb	14 mm Barb	16 mm Barb	20 mm Barb
Order Codes	Packs	100425	100445	100675	100406	100696	100706	100716	102094	209372	203954	203964	209424	201674	201684	
	Bulk	010042	010044	010067	010040	010069	010070	010071	010209	020937	020395	020396	020942	020167	020168	
Quantity per Bag	Packs	50	50	50	100	100	100	100	25	10	25	25	25	25	25	
	Bulk	1000	1000	1000	1000	1000	1000	1000	500	650	1500	1000	1000	800	750	
Bags per Carton	Packs	360	250	250	200	250	200	250	80	60	55	34	34	32	30	
	Bulk	28	18	12	24	28	25	26	5	1	1	1	1	1	1	
Weight per Carton (kg)	Packs	14.0	12.5	15.0	14.6	14.3	14.2	15.0	8.8	10.7	11.2	9.4	9.5	9.2	11.8	
	Bulk	18.2	15.7	13.1	16.2	14.7	16.4	15.4	10.5	10.6	13.9	11.5	10.5	9.3	12.1	
Dimensions Assembled (mm)	Height	19	30	30	29	27	27	27	25	50.0	33.5	49.0	49.0	49.0	49.0	
	Width	19	19	30	10	7.8	16	14	27	33.6	33.6	33.6	33.6	33.6	33.6	
	Depth	7.4	7.4	7.4	10	7.8	7.0	7.7	27	33.6	33.6	33.6	33.6	33.6	36.6	
	Weight (g)	0.6	0.8	1.0	0.6	0.5	0.6	0.5	3.7	7.2	7.2	9.4	9.6	9.8	13.4	
Material		U.V. Stabilized														



Fittings

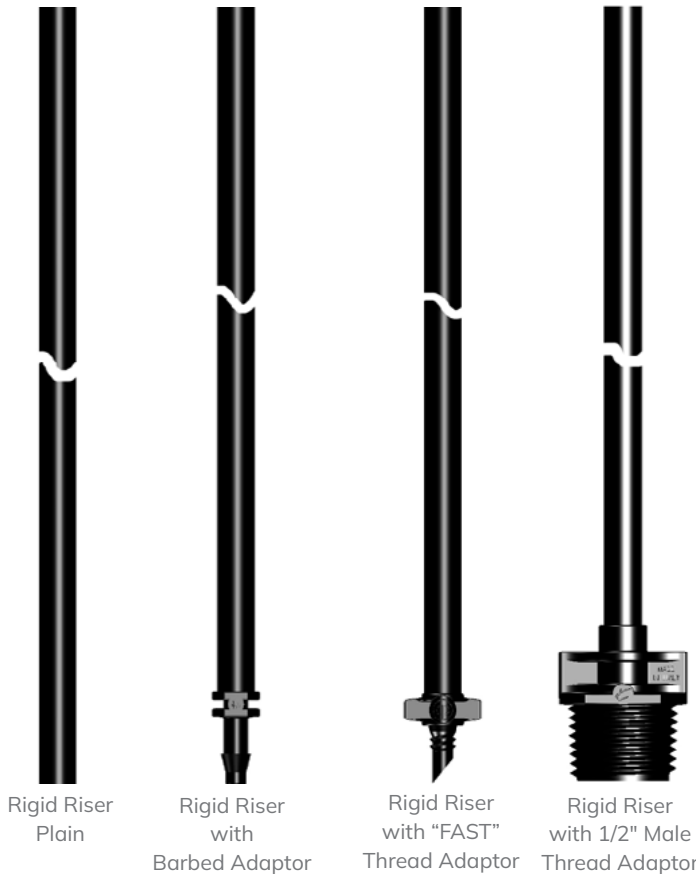
Rigid Risers

FEATURES and BENEFITS

- Risers used to raise emitters above plant foliage.
- Rigid Risers available in four lengths, 150 mm, 200 mm, 300 mm and 450 mm with Barbed connection, "FAST" thread connection and 1/2" Male Thread adaptor
- The HDPE (high density polyethylene) Rigid Risers are suitable for 10-32 UNF and "FAST" thread emitting devices such as Ottima™, Maxima™, Idra™, Single Piece Jets, Down Sprays and Orbita Micro Sprinklers
- The Barbed and "FAST" Threaded Rigid Risers may be used with Ultra™ Stakes
- Riser Tube Dimensions - 4 mm ID x 7.6 mm O.D.

APPLICATIONS

- Landscaped gardens, greenhouses and vegetable gardens.



Rigid Riser Plain
Rigid Riser with Barbed Adaptor
Rigid Riser with "FAST" Thread Adaptor
Rigid Riser with 1/2" Male Thread Adaptor

PACKAGING		Rigid Risers															
		Plain				Barbed Adaptor				"FAST " Thread Adaptor				1/2" Male Thread Adaptor			
Rigid Riser Length (mm)		150	200	300	450	150	200	300	450	150	200	300	450	150	200	300	450
Order Codes	Packs	108596	108606	108616	108626	200926	200806	200816	200826	200936	200836	200846	200856	212346	212356	212366	212376
	Bulk	010859	010860	010861	010862	020092	020080	020081	020082	020093	020083	020084	020085	021234	021235	021236	021237
Quantity per Bag	Packs	100	100	100	100	100	100	100	100	100	100	100	100	100	100	100	100
	Bulk	TBA	TBA	TBA	TBA	TBA	2300	1800	1100	TBA	2300	1800	1100	TBA	TBA	TBA	TBA
Bags per Carton	Packs	TBA	TBA	TBA	TBA	TBA	23	18	11	TBA	23	18	11	TBA	TBA	TBA	TBA
	Bulk	1	1	1	1	1	1	1	1	1	1	1	1	1	1	1	1
Weight per Carton (kg)	Packs	TBA	TBA	TBA	TBA	TBA	16.7	17.5	15.8	TBA	16.7	17.5	15.8	TBA	TBA	TBA	TBA
	Bulk	TBA	TBA	TBA	TBA	TBA	17.5	13.4	12.1	TBA	12.0	13.4	12.1	TBA	TBA	TBA	TBA
Dimensions Assembled (mm)	Height	150	200	300	450	165	216	318	455	165	216	318	468	165	216	318	468
	Width	7.6	7.6	7.6	7.6	7.6	7.6	7.6	7.6	7.6	15.2	15.2	15.2	20.3	20.3	20.3	20.3
	Depth	7.6	7.6	7.6	7.6	7.6	7.6	7.6	7.6	7.6	7.6	7.6	7.6	22.9	22.9	22.9	22.9
	Weight (g)	4.3	6.2	8.5	12.7	4.8	6.8	9.1	13.4	4.8	6.8	9.1	13.4	8.8	10.8	13.1	17.4
Material		U.V. Stabilized															

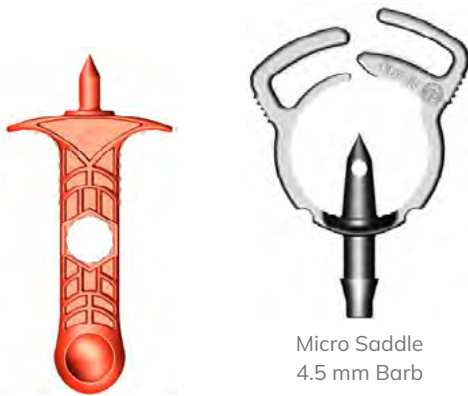
Ratchet Clamps, Repair Plugs, Micro Saddle and Accessories

FEATURES and BENEFITS

- The Micro Saddle provides secure, leak free attachment to LDPE tube. **(Patented)** No tools required. Self Piercing for rapid installation. The 4.5 mm Barbed Take-Off adaptor provides connection for micro tube.
- Ratchet Clamps for securing LDPE tube to barbed fittings.
- Repair Plugs for repairing holes in Low Density Polyethylene tubing.
- Universal Key Punch aids in the installation and removal of micro fittings and sprays.
- A 1/2" Male threaded adaptor with self-tapping micro connection for "FAST" Thread and 10-32 UNF threaded emitters.

APPLICATIONS

- Landscaped gardens, greenhouses and vegetable gardens.



Universal Key Punch


Micro Saddle
4.5 mm Barb



4.0 mm I.D.
Self Tapping Micro
Adaptor x 1/2"
Male
Thread



Ratchet Clamp
O.D. 16 - 18



Goof Plugs
(Rack of 10)



1/2" Blank Nut
with Washer



3/4" Blank Nut
with Washer

Ratchet Clamps, Repair Plugs and Accessories									
PACKAGING	Ratchet Clamps		Micro Saddle	Repair Plugs	1/2" Blank Nut with Washer	3/4" Blank Nut with Washer	Universal Key Punch	Self Tapping Micro Adaptor	
	O.D. 16 - 18	O.D. 19 - 21	O.D. 16 - 18 with 4.5 mm Barbed Take-Off Adaptor	4.5 mm Barb	1/2" Female Thread	3/4" Female Thread	Hole Punch to suit 4.5 mm Barb	40 mm I.D. 1/2" male Thread	
Order Codes	Packs	101336	101356	104536	100802	204514	201694	101934	108634
	Bulk	010133	010135	010453	010080	020451	020169	010193	010863
Quantity per Bag	Packs	100	100	100	10	25	25	25	25
	Bulk	1000	1000	1000	500	500	1250	500	500
Bags per Carton	Packs	65	45	40	200	90	50	100	TBA
	Bulk	6	5	4	5	5	1	6	TBA
Weight per Carton (kg)	Packs	14.1	14.2	11.5	8.2	11.2	8.4	11.3	TBA
	Bulk	12.8	14.0	11.3	11.4	11.1	7.7	12.9	TBA
Dimensions Assembled (mm)	Height	32	36	43	49	20	19	57	31
	Width	30	35	30	28	27	33.6	28	25
	Depth	5.6	6.6	22	8.5	27	33.6	12	25
	Weight (g)	2.0	2.8	3.5	3.0	4.0	5.4	3.9	3.3
Material	U.V. Stabilized								



Fittings

Double Barb Dripline Fittings

FEATURES and BENEFITS

- A complete range of Double Barbed Acetal fittings for Dripline.
- Sharp edged barbs maximise retention and provide a secure, leak free attachment to Dripline. They may be used without ratchet clamps.

APPLICATIONS

- Low pressure micro irrigation systems such as landscaped gardens, greenhouses and vegetable gardens.
- Recommended operating pressure 0 to 3.0 bar (300 kPa)



Tee, 17 mm D-Barb



Tee, 17 mm D-Barb
3/4" MPT



Tee, 17 mm D-Barb
1/2" MPT



Elbow, 17 mm D-Barb
1/2" MPT



Elbow, 17 mm D-Barb



Cross, 17 mm D-Barb



Elbow, 17 mm D-Barb
3/4" MPT



End Plug, 17 mm D-Barb



Joiner, 17 mm D-Barb



3/4" Female Thread
17 mm D-Barb



Director, 17 mm D-Barb
1/2" MPT



Director, 17 mm D-Barb
3/4" MPT

Double Barb Dripline Fittings

PACKAGING	Joiner	Directors		Elbow	Tee	Cross	Elbows		Tees		End Plug	Nut & Tail	
	17 mm D-Barb	17 mm D-Barb	17 mm D-Barb	17 mm D-Barb	17 mm D-Barb	17 mm D-Barb	17 mm D-Barb	17 mm D-Barb	17 mm D-Barb	17 mm D-Barb	17 mm D-Barb	17 mm D-Barb	
		1/2" Male Thread	3/4" Male Thread				1/2" Male Thread	3/4" Male Thread	1/2" Male Thread	3/4" Male Thread		3/4" Female Nut	
Order Codes	Packs	104544	104554	104564	104574	104584	104814	104824	104834	104844	104854	104864	209394
	Bulk	010454	010455	010456	010457	010458	010481	010482	010483	010484	010485	010486	020939
Quantity per Bag	Packs	25	25	25	25	25	25	25	25	25	25	25	25
	Bulk	2300	1800	1300	2000	1300	800	1300	1000	1000	800	2500	800
Bags per Carton	Packs	85	65	45	72	45	28	50	40	40	30	96	32
	Bulk	1	1	1	1	1	1	1	1	1	1	1	1
Weight per Carton (kg)	Packs	12.4	13.9	13.1	12.1	10.1	8.3	10.5	11.1	11.6	10.8	9.6	8.7
	Bulk	12.0	14.3	14.2	12.2	10.9	8.9	10.2	10.6	11.1	11.1	8.5	12.1
Dimensions Assembled (mm)	Height	53	48	48	42	67	67	45	48	67	67	31	49.0
	Width	17	25	31	42	42	67	43	43	43	43	17	33.6
	Depth	17	22	27	17	17	17	22	28	22	28	17	33.6
	Weight (g)	4.8	7.4	10.2	5.6	7.6	9.9	7.3	9.3	9.0	11.0	3.0	8.65
Material	U.V. Stabilized												

Tape Adaptors & Accessories

D-Barb, PE & PVC Pipe, Lay-Flat & Tape Connections



13 mm D-Barb
Ø16 Tape Connector



Flex Connect™
with Lay-Flat
Adaptor x Ø16 Tape
Connector



Take-Off
with gasket x Ø16
Tape Connector,
for PE Pipe



Ø16 Tape Connector

Adaptors Connection Type		PACKAGING								
		Packs				Dimensions of Assembled Adaptors				Material
		Order Code	Quantity per Bag	Bags per Carton	Weight per Carton (kg)	Height	Width	Length	Weight	
				(mm)				(g)		
	13 mm D-Barb Ø16 Tape Connector	207025	50	16	8.0	26	27	72.7	8.6	U. V. Stabilized
	13 mm D-Barb Ø22 Tape Connector	207085	50	10	9.3	45	33	76	16.4	
	17 mm D-Barb Ø22 Tape Connector	207095	50	10	9.5	45	33	76	16.8	
	Take-Off, For 15 mm Hole Gasket Ø16 Tape Connector (Includes Gasket)	207035	50	12	7.1	37	27	59.2	8.2	
	Take-Off, For 16 mm Hole Gasket Ø16 Tape Connector (Includes Gasket)	207045	50	12	7.4	37	27	64.1	8.6	
	Take-Off with Gasket Ø16 Tape Connector, For PE Pipe	207055	50	16	9.2	37	27	63.2	10.1	
	Take-Off with Gasket Ø22 Tape Connector, For PE Pipe	207105	50	12	15.0	45	33	65.2	23.5	
	Ø16 Tape Connector	207075	50	10	7.6	27	27	81.0	13.1	
	Ø22 Tape Connector	207115	50	7	10.0	33	33	85	25.7	
	Flex Connect™ with Lay-Flat Adaptor Ø16 Tape Connector	207065	50	10	12.7	53	35	65.2	23.4	
	Flex Connect™ with Lay-Flat Adaptor Ø22 Tape Connector	207125	50	7	10.5	53	35	65.2	23.4	
	Flex Connect™ without Lay-Flat Adaptor Ø16 Tape Connector	202925	50	10	8.1	36	29	65.2	14.2	
	Flex Connect™ without Lay-Flat Adaptor Ø22 Tape Connector	203045	50	8	8.2	45	33	65.2	18.1	
	End Plug Ø16 Tape Connector	210695	50	16	8.4	36	27	68.7	9.1	
	End Plug Ø22 Tape Connector	210705	50	10	8.9	45	33	70.5	15.7	
	1/2" MPT Ø16 Tape Connector	210715	50	16	9.3	36	27	65.2	10.2	
	1/2" MPT Ø22 Tape Connector	210725	50	10	9.4	45	33	67	16.7	
	3/4" MPT Ø16 Tape Connector	212725	50	15	8.4	36	27	66	9.7	
	3/4" MPT Ø22 Tape Connector	212745	50	10	8.5	45	33	68	14.8	
	250 Series barb Ø16 Tape Connector	212505	50	18	7.5	36	27	64	7.9	



Accessories

Accessories for Lay-Flat Hose, Valves, Adaptors & Sprinkler Assemblies

FEATURES and BENEFITS

- The Lay-Flat Hexagon installation tool with a wrench attachment in the head of the handle for screwing and tightening of the Lay-Flat Lock Nut.
- The Lock Nut secures the eye connection to the Lay-Flat Hose and creates a leak free connection.
- The eye connection fitting has a Sealing Cap available to minimize soil intrusion when storing.



Installation Key
For Lay-Flat Branches



Lay-Flat Adaptor, Eye
Connection with
Lay-Flat
Lock Nut



Lay-Flat
Flex Connect™
Sealing Cap



Lay-Flat Hose Punch



Counter
Weight

Accessories		PACKAGING								Material
		Packs				Dimensions of Accessories				
		Order Code	Quantity per Bag	Bags per Carton	Weight per Carton (kg)	Height	Width	Length	Weight	
						(mm)			(g)	
	400 Series Barb Ø16 Tape Connector	211125	50	16	8.3	36	27	65.2	8.9	U. V. Stabilized
	400 Series Barb Ø22 Tape Connector	211135	50	10	9.1	45	33	67	16.0	
	13 mm D-Barb x Take-Off for 16 mm Hole Gasket (Includes Gasket)	207145	50	20	6.5	20	20	53	5.2	
	Top Hat Gasket 15 mm	105445	50	80	9.7	20	20	17	1.8	
	Top Hat Gasket 16 mm	105055	50	80	9.7	23	23	18	1.9	
	Double Flange Gasket Hole 16	105425	50	80	10.1	24	24	12.7	2.0	
	Lay-Flat Adaptor, Eye Connection with Lay-Flat Lock Nut	205515	50	50	20.6	28	28	23	8.5	
	Lay-Flat Flex Connect™ Sealing Cap	107785	50	75	17.9	28	28	8	2.8	
	Installation Key for Lay-Flat Branches	105432	10	30	14.9	62	20	142	45.0	
	Lay-Flat Hose Punch (Hole Size Ø14 mm)	207138	1	40	8.5	155	37	160	190.4	

Adaptors & Accessories		PACKAGING											Material	
		Order Code		Quantity per Bag		Bags per Carton		Weight per Carton (kg)		Dimensions of Accessories				
		Packs	Bulk	Packs	Bulk	Packs	Bulk	Packs	Bulk	Length (mm)	Width	Depth		Weight (g)
	Counter Weight	106624	010662	25	250	10	1	10.7	10.6	95	29	29	38.5	U. V. Stabilized
	Adaptor, 4.5 mm Barb / 4.5 mm Barb / 10-32 UNF Thread	106616	010661	100	100	200	22	16.9	15.2	32.5	16	16	5.7	
Micro Tube Flexible PVC		Colour	Order Codes	Coils per Carton		Coil Dimensions								
		Bulk	Bulk	Bulk		Dia. (mm)	Height (mm)	Weight (kg)						
	20 meters	White	010737	15		175	80	0.70						
	20 meters	Black	010056											
	30 meters	Black	010057	10		200	90	1.02						
	300 meters	Black	010131			355	225	10.5						

Elbows, Tees & Adaptors

Lay-Flat, Tape & Drip-Line Connections



Flex Connect™
without Lay-Flat
Adaptor
Ø16 Tape
Connector



Tee
1/2" MPT
Ø16 Tape
Connector



Elbow 1/2" MPT
Ø16 Tape
Connector



End-Line, Low
Pressure Valve
Ø16 Tape
Connector



Elbows, Tees & Adaptors Connection Type		PACKAGING									
		Packs				Dimensions of Accessories				Material	
		Order Code	Quantity per Bag	Bags per Carton	Weight per Carton (kg)	Height	Width	Length	Weight		
						(mm)		(g)			
	1/2" MPT Ø16 Tape Connector	211465	50	16	9.4	47	27	62	10.3	U. V. Stabilized	
	1/2" MPT Ø22 Tape Connector	211485	50	11	8.8	50	33	65	14.0		
	1/2" MPT Ø16 Tape Connector	211495	50	6	6.0	47	27	102	16.7		
	1/2" MPT Ø22 Tape Connector	211515	50	5	7.0	50	33	108	24.1		
	Flex Connect™ without Lay-Flat Adaptor Ø16 Tape Connector	211525	50	14	12.7	51	27	65	16.5		
	Flex Connect™ without Lay-Flat Adaptor Ø22 Tape Connector	211545	50	10	11.8	54	33	68	21.5		
	Flex Connect™ without Lay-Flat Adaptor Ø16 Tape Connector	211555	50	8	10.9	51	27	102	27.3		
	Flex Connect™ without Lay-Flat Adaptor Ø22 Tape Connector	211575	50	6	11.4	54	33	108	34.6		
	Flex Connect™ with Lay-Flat Adaptor Ø16 Tape Connector	211585	50	10	14.0	51	27	65	25.8		
	Flex Connect™ with Lay-Flat Adaptor Ø22 Tape Connector	211605	50	8	13.4	54	33	68	30.8		
	Flex Connect™ with Lay-Flat Adaptor Ø16 Tape Connector	211615	50	6	11.2	51	27	102	33.9		
	Flex Connect™ with Lay-Flat Adaptor Ø22 Tape Connector	211635	50	4	9.8	54	33	108	43.9		
Automatic Low Pressure Flush Valves											
	End-Line, Low Pressure Flush Valve Ø16 Tape Connecto	212415	50	10	10.6	36	34	94	17.0		U. V. Stabilized
	End-Line, Low Pressure Flush Valve Ø22 Tape Connector	212435	50	7	9.5	45	35	96	23.9		
	Low Pressure Flush Valve 3/4" Female Nut	207415	50	20	10.6	34	34	36	9.40		
Opening Pressure : 0.06 bar											
Closing Pressure : 0.10 bar											
Flowing Rate at Closing : 2.5 l/min											



Qwik Loc, Elbows, Tees & Couplings

Hose & Dripline Connections

FEATURES and BENEFITS

- Low Profile, Easy to Grip Lock Nut- Provides a secure connection every time. The compact design does not interfere with the retrieval of the hose after installation.
- Tight Seal - The coarse thread ensures a tight, leak proof seal even in dirty conditions.
- The Barbed insert in conjunction with the Compression Collar in the nut provides Superior Retention Strength.
- Quick and Easy Installation.

550 SERIES

- Designed to be used with: Dripline sizes - 16, 17 and 18 mm Outside Diameter Hose sizes - 14, 15 and 16 mm Inside Diameter
- Available in Coupling, Tees, Elbows as well as Shut-Off valves.



Elbow 1/2" MPT
Ø16 Tape
Connector



End-Line, Low
Pressure Valve
Ø16 Tape Connector



Elbow 1/2" MPT
Ø16 Tape Connector



End-Line, Low
Pressure Valve
Ø16 Tape Connector

Connection Type	PACKAGING								Material	
	Packs				Dimensions of Accessories					
	Order Code	Quantity per Bag	Bags per Carton	Weight per Carton (kg)	Height (mm)	Width (mm)	Length (mm)	Weight (g)		
Take-Off Hose Couplings, Elbows & Tees										
	Coupling 550 Series Qwik Loc	212555	50	10	9.6	32	27	90	17.6	U. V. Stabilized
	Coupling 700 Series Qwik Loc	212575	50	10	10.9	36	30	91	19.3	
	Coupling 800 Series Qwik Loc	212585	50	7	8.8	38	33	93	21.4	
	3/4" MPT 550 Series Qwik Loc	212975	50	TBA	TBA	27	27	65	11.1	
	Elbow 550 Series Qwik Loc	212535	50	8	8.5	68	27	68	18.7	
	Tee 550 Series Qwik Loc	212545	50	6	9.2	68	27	110	27.4	
Automatic Low Pressure Flush Valves										
	End-Line, Low Pressure Flush Valve 550 Series Qwik Loc	213195	50	TBA	TBA	34	34	93	20.5	

Hose Nut Fittings Selection Chart						
	Hose Nominal Size	Series Number	Inside Diameter Range		Wall Thickness Tolerance	
			Inches	Millimeters	Inches	Millimeters
	16 mm, 17 mm & 18 mm	550	0.520 - 0.620	13.2 - 15.8	0.030 - 0.055	0.75 - 1.40
	20 mm	700	0.677 - 0.728	17.2 - 18.5	0.032 - 0.055	0.80 - 1.40
	22 mm	800	0.787 - 0.846	20.0- 21.5	0.040 - 0.059	1.00 - 1.50

Patio Kit & Vegetable Kit

FEATURES and BENEFITS

- Teco drip watering kits have been designed to give the user the maximum flexibility when installing the system. The system can be easily installed by following the simple instructions displayed on the kit.
- Expandable. Drippers may be added or removed from the system as your watering needs change.
- The watering system saves up to 70% of water and minimizes weed growth.
- The kits contain proven quality engineered products used each day in drip watering systems.
- Easy assembly in 6 steps.
- Adjustable drippers from 0 - 6 l/h
- Drippers may be turned off.
- Drippers may be easily opened for cleaning.
- The system may be used with automatic timers.



APPLICATIONS

- Patios, green houses and vegetable gardens.



PATIO KIT CONTENTS

- 1 x Pressure Reducer, 1.5 bar, 3/4" Female Nut x 3/4" Male Thread
- 12 x Delta Drip Spike, Adjustable 0 - 6 l/h, End-Line, 4.5 mm Barb
- 10 x Goof Plug
- 14 x Tee, 4.5 mm Barb
- 1 x 3/4" Female Nut x 4.5 mm Tail
- 2 x Elbow, 4.5 mm Barb
- 20 m x Micro Tubing (4 mm I.D. x 7 mm O.D.)



VEGETABLE KIT CONTENTS

- 1 x Pressure Reducer, 1.5 bar, 3/4" Female Nut x 3/4" Male Thread
- 20 x Delta Drip Spike, Adjustable 0 - 6 l/h, In-Line, 4.5 mm Barb
- 10 x Goof Plug
- 6 x Tee, 4.5 mm Barb
- 1 x 3/4" Female Nut x 4.5 mm Tail
- 2 x Elbow, 4.5 mm Barb
- 20 m x Micro Tubing (4 mm I.D. x 7 mm O.D.)

PACKAGING		Drip Kits	
		Patio Kit	Vegetable Kit
Order Codes		020425	020426
Kits per Carton	Bulk	10	
Weight per Carton (kg)		11.0	11.4
Dimensions Assembled (mm)	Height	185	
	Width	285	
	Depth	70	
	Weight (g)	1005.4	1039.6





Solar & Battery Operated Controllers

Controllers



400A Series Battery Operated Controllers

400A Series Battery Operated Controllers (Waterproof)

Designed for residential and commercial applications or where AC power is unavailable, the rugged 400A series Single Station Battery Operated Controllers are available with a two wire DC latching solenoid and three adapters to fit most valves, or completely assembled on a 3/4" to 1" globe valve. Outfitted with the latest and most efficient electronic management technology, the 400A series controllers can operate for up to three years on two AA alkaline batteries.

Completely waterproof and able to operate in harsh environments, the 400A series controllers offer a simple and dependable solution for any irrigation system above or below ground.



LEIT 1™ In-Line Valve

LEIT 1™ In-Line Valve (Solar Powered)

DIG's LEIT 1™ ILV-075 to ILV-200 single-station ambient light (solar) powered controller with a two wire DC latching solenoid is available on a 3/4" to 1" globe valve mounting.

Powered by a photovoltaic module with a patented microelectronic energy management system, the LEIT 1™ requires no batteries, AC power, or direct sunlight to operate, and can be installed above grade in any location where there is ambient light.



710AP-000 Series Propagation Controller

710AP-000 Series Battery Operated Propagation Controllers

The 710AP-000 series single station controller is a versatile battery operated controller equipped with a two wire DC latching solenoid and designed with propagation, misting and irrigation cycles to provide advanced programming capabilities for all types of commercial, greenhouse and nursery applications. Fully waterproof and powered by two AA alkaline batteries that can last for up to three years, the 710AP-000 features logical, revolving menus for simplified programming and review.

The controller features a propagation mode including cyclical frequencies from 1 minute to 59 minutes or from 1 to 12 hours, and durations in seconds for loop watering with selectable start and stop times.

The controller comes with a solenoid and includes adapters for DIG, Rain Bird, Hunter and Toro valves



		Controllers					
PACKAGING		Battery Operated Controller with LCD display and 3 adaptors for RB, Toro and Hunter	Battery Operated Controller 3/4" BSP In-Line Valve with Flow Control	Battery Operated Controller 1" BSP In-Line Valve with Flow Control	Solar Powered Controller with 3/4" BSP In-Line Valve	Solar Powered Controller with 1" BSP In-Line Valve with Flow Control	Battery Operated Propagation Controller with LCD display and adaptors for DIG, RB, Toro and Hunter
		400A-000	400A-075 BSP	400A-0100 BSP	LEIT 1LV-075 BSP	LEIT 1LV-0100 BSP	710AP-000
Order Codes		020531	020811	020812	020813	020814	020893
Controllers per Carton	Bulk	10	10	10	10	10	10
Weight per Carton (kg)		8.3	7.6	7.9	7.0	7.5	6.3
Dimensions Assembled (mm)	Height	525			550		525
	Width	255			300		295
	Depth	295			315		295
	Weight (g)	558.6	725.2	745.8	689.3	693.6	626.0

For all Product technical information please visit the DIG website: www.digcorp.com

Controllers



EVO 100I

EVO 100 (Waterproof solar powered digital hose end timer tap timer)

The EVO 100 is a Solar powered Hose End Tap Timer with a 3/4" female thread inlet and male thread outlet. Power is derived via a patented, time-tested, internal photovoltaic module and microelectronic energy management system that is fueled by the surrounding ambient light (solar). After being charged, this efficient energy system provides enough power for the timer to function at any time, night or day, and in any weather with no direct sunlight required. This energy system also makes the EVO 100 environmentally friendly, functioning only on clean, renewable solar power without the need for a backup battery or AC power.

The EVO 100 features a large, easy-to-read LCD screen and simple, icon-based programming with weekly or cyclical programs, four start times per day, durations of up to six hours, program delay of up to 99 days, system off, manual operation, and a sensor wire connection to accept a rain sensor.



B09D Digital Hose End Timer

B09D Digital Hose End Timer

DIG's B09D 3/4" Digital Hose End Timer, one in our newest range of hose end timers, offers simplified programming and improved monitoring of battery power with less current, resulting in longer battery life with reliable operation. With higher flow rates at lower inlet pressures and a range of programming features, the B09B delivers a reliable and cost effective solution for residential use.

The B09D Digital Hose End Timer has four start times per day with durations from 1 minute to 12 hours 59 minutes in an operating flow range of 2 to 24 liters per minute, allowing use in a wide range of applications including drip irrigation or micro sprinkler systems connected to a garden hose or faucet / spigot. This new hose end timer uses one 9-volt alkaline battery that can last for over a year.



		Controllers	
		Waterproof Solar Powered Tap Timer	Digital Hose End Timer
PACKAGING		EVO 100I	B09D
Order Codes		020322	020824
Controllers per Carton	Bulk	4	4
Weight per Carton (kg)		2.5	1.8
Dimensions Assembled (mm)	Height	380	415
	Width	215	240
	Depth	215	205
	Weight (g)	453	350



Bluetooth Hose End Timer & Controller

Controllers



BOHE-BT I Bluetooth®
Hose End Timer

BOHE-BT I Bluetooth® Hose End Timer

DIG's BOHE-BT I Hose End Timer features Bluetooth Low Energy wireless technology combined in a full function, waterproof timer with flexibility and architecture to provide a long-lasting, reliable, and feature-packed irrigation timer controlled via your smartphone.

Download DIG's free DIG BTT app to control any number of DIG Bluetooth hose end timers and controllers through supported Android or iPhone smart devices from up to 50 feet (15 meters), line of sight.

DIG's single button Hose End Timer with Bluetooth Low Energy wireless technology rugged design is ideal for use in residential home garden applications or where AC power is unavailable. It features a waterproof design (IP 64) and can operate for up to one year on two AA alkaline batteries.



410BT Series Bluetooth®
Battery Operated Controller

410BT Series Bluetooth® Battery Operated Controller

DIG's 410BT Series Battery Operated Controller features Bluetooth® wireless technology combined with a full-function irrigation controller to provide long-lasting, reliable and feature-packed irrigation control via your smartphone or tablet.

Download the free DIG BTT app to control any number of 410BT controllers through supported Android or iPhone smart devices from up to 50' (15 meters), line of sight.

The 410BT controller's rugged design is ideal for use in residential and commercial applications or where AC power is unavailable. It features a waterproof design (IP 68) and can operate for up to one year on two AA alkaline batteries.



The controller includes a single button for manual operation and 3/4" through 2" professional grade in-line valves with flow control. one 9-volt alkaline battery that can last for over a year.

		Battery Powered Bluetooth Controllers			
		Bluetooth® Hose End Timer	410BT Series Bluetooth® Battery Operated Controllers		
PACKAGING		BOHE-BT I	410BT-000 with 3 adaptors for RB, Toro and Hunter	410BT-075BSP with 3/4" In-Line Valve	410BT-100BSP with 1" In-Line Valve
Order Codes		021005	021006	021007	021008
Controllers per Carton	Bulk	5	10	10	10
Weight per Carton (kg)		1.37	5.21	7.34	7.04
Dimensions Assembled (mm)	Height	180	290	290	290
	Width	230	510	510	510
	Depth	155	255	255	255
	Weight (g)	240	471	682	660

6 mm Dripline



Micro-line™

MICRO-LINE™

The compact size makes the Micro-line™ dripline ideal for a wide range of applications. For commercial and residential uses, the Micro-line™ dripline is installed above ground and can be covered with mulch. The Micro-line™ dripline drip emitter is built with a large filter along the cross section of the drip emitter to ensure that moving particles on the bottom of the drip line do not enter the labyrinth water path, ensuring trouble free operation and long life.

FEATURES and BENEFITS

- Used above ground or under mulch for a variety of applications such as containers and narrow plantings
- Large labyrinth water passage and turbulent flow help reduce clogging
- Inlet filter helps prevent particles from entering the drip emitter labyrinth path
- Resistant to chemicals and fertilizers commonly used in landscape applications
- Use with 1/4" (6 mm) barbed fittings
- Flexible tubing for easy installation
- Two outlets per drip emitter ensure less chance of clogging
- Available in two colours (**Brown** and **Black**)

SPECIFICATIONS

- Flow rates: 2 lph at 1 Bar
- Dripper color code: blue
- Operating pressure: 0.7-1.7 Bar
- Dripline color code: **Black** or **Brown**
- Materials: Dow FINGERPRINT™ DFDA-7510 NT linear low-density polyethylene resin
- Size: 6 mm (4.445 mm ID x 6.35 mm OD)
- Spacing: 15 cm and 30 cm
- Available in 30 m and 300 m Coils
- Minimum bending radius: 0.3 m
- Filter requirement: minimum of 150 mesh

PERFORMANCE DATA				
DRIPLINE		PRESSURE	FLOW	
		(bar)	(l/h)	
	Micro-line™		0.7	1.6
			1.5	2.0
			1.4	2.2
		1.7	2.5	
Recommended operating pressure 1.5 bar				

PERFORMANCE DATA			Flow Rate per 15 m at 1.0 bar (2 l/h Dripper)		Maximum Single Lateral Length		
DRIPLINE		DRIPPER SPACING	FLOW	FLOW	1.0 bar	1.4 bar	1.7 bar
		(cm)	(l/m)	(l/h)	(m)	(m)	(m)
		Micro-line™	15	3.28	196.8	5.5	7.3
	30	2.19	98.4	9.8	12.5	14.9	



Micro-Line™ 6 mm Dripline											
PACKAGING		Micro-Line™ 15 cm Spacing 15 m Coil	Micro-Line™ 15 cm Spacing 30 m Coil	Micro-Line™ 15 cm Spacing 300 m Coil	Micro-Line™ 30 cm Spacing 30 m Coil	Micro-Line™ 30 cm Spacing 300 m Coil	Micro-Line™ 15 cm Spacing 15 m Coil	Micro-Line™ 15 cm Spacing 30 m Coil	Micro-Line™ 15 cm Spacing 300 m Coil	Micro-Line™ 30 cm Spacing 30 m Coil	Micro-Line™ 30 cm Spacing 300 m Coil
		ML-056B	ML-106B	ML-1006B	ML-112B	ML-1012B	ML-056	ML-106	ML-1006	ML-112	ML-1012
		BROWN					BLACK				
Order Codes		020887	020201	020202	020203	020204	020886	020806	020807	020808	020809
Coils per Carton	Bulk	20	10	1	10	1	20	10	1	10	1
Weight per Carton (kg)		6.49	6.3	6.6	5.7	6.2	6.49	6.3	6.6	5.7	6.2
Carton Dimensions (mm)	Height	315	480	460	480	460	315	480	460	480	460
	Width	560	330	440	330	440	560	330	440	330	440
	Depth	295	277	170	277	170	295	277	170	277	170
Product	Weight (g)	524	600	5978	532	5604	524	600	5978	532	5604

MICRO-LINE™

05.



LIVING WALL™ KIT

Modular Vertical Garden Kit

GLW08 Living Wall™ modular Vertical Garden kit with 8 Pots

DIG's Living Wall™ Modular Vertical Garden kit is designed with expandable wall mounting brackets from which up to four large and four small pots can be hung vertically. The kit also includes an integrated professional watering system to deliver controlled amounts of water into each individual pot, using pressure compensating drippers with check valves.

DIG's Living Wall™ Modular Vertical Garden Kit supports an open area between the pots and the wall, providing protection from moisture and preventing discoloration of the exposed wall.

FEATURES

Convenient modular wall mounting brackets that allow the pots to be hung and removed from the wall very easily.

The wall mounting modular brackets can be easily secured to each other with a simple self-lock position for quick and easy installation and kit expansion.

The durable modular wall mounting brackets can be connected in a wide range of patterns with vertical or horizontal panels or any pattern desired.

The kits pots can easily be mounted, removed and re-mounted again for very convenient system installation



Living Wall™ Kit		
PACKAGING		GLW08
		Large Vertical Garden Kit with 8 Pots
Order Codes	Bulk	020931
Kits per Carton		1
Weight per Carton (kg)		2.5
Carton Dimensions (mm)	Height	390
	Width	275
	Depth	205
	Weight (g)	3162



Living Wall™

LIVING WALL™ KIT

05.

Micro Irrigation Installation Guide

Some helpful hints and advise when installing an irrigation system

TIPS:

- Contract a professional irrigation designer to design and install your system. Ensure the system suits your plants and soil type
- Install micro irrigation emitters that suit your individual plants watering needs.
- Install a irrigation controller with a range of programming features that include seasonal adjustment and a rain sensor.
- Irrigate to encourage deep roots and mulch around your plants to conserve moisture in the soil. Do not over-irrigate.
- Monitor your water use and if need be contact an expert for advice.
- Drain your system at the end of the irrigation season, check and clean your system and components at the beginning of the season to ensure all is working and functioning correctly.
- Install an inline filter at the start of your irrigation system to protect the emitters, valves and other components.
- Install a pressure reducer (2 bar) on a mains water supply to protect your system from pipe blowouts.

TECO SRL

Conditions of Sale Limited Warranty

Teco Srl warrants to its trade customers that Teco Srl products will be free from original defects in workmanship and material for a period of one year from date of delivery.

Within the warranty period of one year and upon notice and delivery of defective products to Teco Srl, Teco Srl agrees to replace or repair only product determined by Teco Srl to be defective in material and workmanship. In no event shall Teco Srl be liable for payment of any expenses or charges other than the cost of performing its obligation to replace or repair at Teco Srl's sole discretion in accordance with this basic commercial warranty.

Unauthorized repairs, misuse, neglect, modification, accident, improper installation or subjection to line pressure in excess of 300 kPa shall void this warranty.

In the case of purchase of the product for use other than, for irrigation purposes, Teco Srl hereby disclaims any implied warranties including any warranties of merchantability and fitness for a particular purpose.

The warranty is exclusively limited to Teco Srl products only.

This warranty applies only to Teco Srl products and explicitly does not apply to any product used in conjunction with Teco Srl products.

Teco Srl shall in no event be liable for incidental or consequential damages of any nature. Teco Srl's sole obligation shall be limited to the replacement or repair of defective parts at Teco Srl's sole discretion pursuant to this warranty.

This warranty shall extend only to the original purchaser of the product.

Teco Srl makes no other warranties expressed or inferred.

No agent, representative, distributor, or anyone else has the authority to waive, modify, or add to the printed provisions of this warranty, to make any representation or warranty not contained herein, or to extend this warranty to anyone other than the original user.

In order to obtain performance under this warranty, the defective product must be returned to the factory along with proof of purchase, shipping prepaid, addressed as follows:



Quality from day ONE


TECO Srl

Head Office
Trav. SP 130 Trani - Andria km 1,800
76125 Trani (BT)
ITALY

Telephone: +39 0883 661 503
Fax: +39 0883 661 823
email: info@teco-europe.com
web: www.teco-europe.com

"Disclaimer" - TECO reserves the right to redesign its products, resulting in changes to specification and performance, at any time without notice and without liability to any person.

Your Notes



A large blue rectangular area with horizontal white lines, serving as a space for notes. The lines are evenly spaced and extend across the width of the area, providing a structured space for writing.

AND COMING SOON ... DRAINAGE.





Irrigation Catalogue 2025

Our products are engineered and produced for superior performance, durability, ease of installation and the efficient use of resources.



Since its humble beginnings in 1972 with the invention of the first plastic catch basin for landscape drainage, NDS has grown into one of the world's most trusted brands for stormwater, irrigation, access box, and flow management solutions. Its commitment to industry leadership has been unwavering, resulting in remarkable innovations and state-of-the-art products that are engineered and manufactured for performance, durability, ease of installation, and the efficient use of resources.

In 2014, NDS became part of the multinational NORMA Group, focusing on its rapidly growing water management business. Today, we're proud to introduce NDS as NORMA Group's flagship water brand in EMEA and the world.

**NDS IS YOUR KNOWLEDGEABLE AND TRUSTED PARTNER
FOR THE BEST IN WATER MANAGEMENT SYSTEMS**

NORMA GROUP HOLDING GMBH
EDISONSTRASSE 4
63477 MAINTAL | GERMANY



ndspro.com/eu

PROUD MEMBER OF

