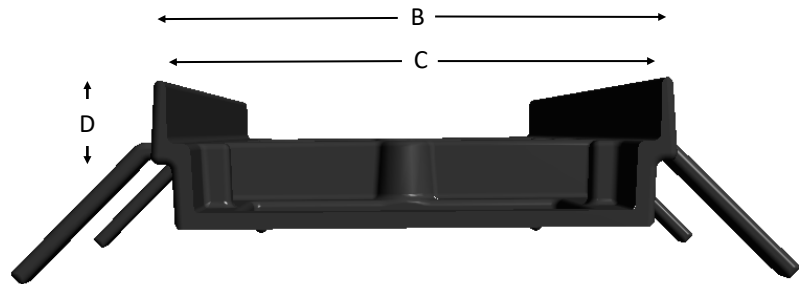
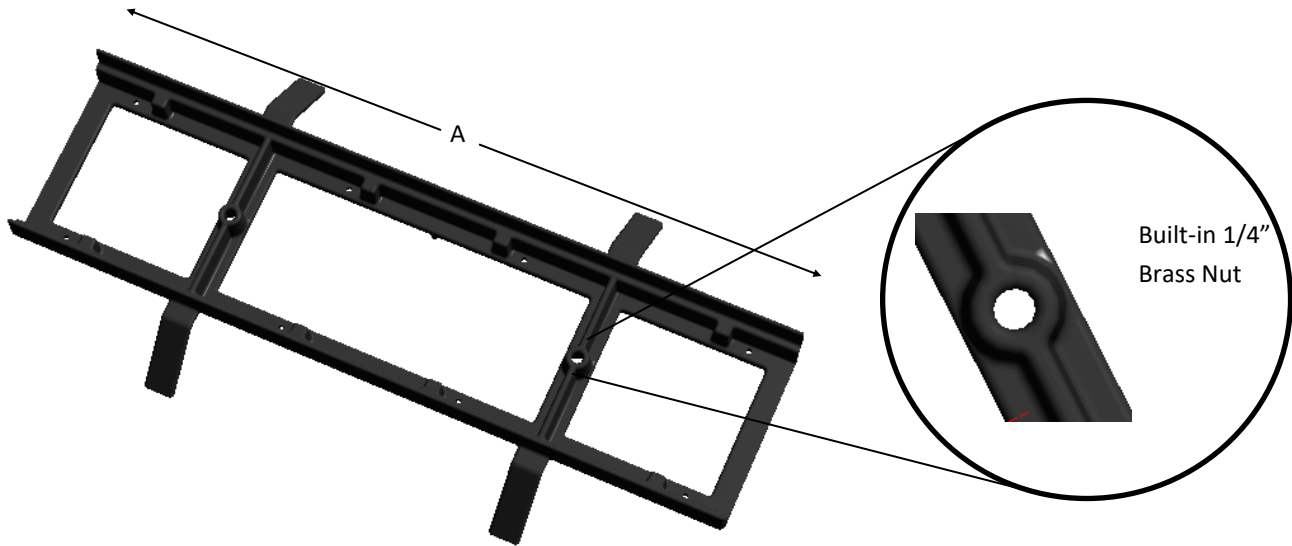




NDS[®]
We put water in its place

TECHNICAL SPECIFICATION



PART NUMBER	LENGTH (A)	INNER WIDTH(B)	OUTER WIDTH(C)	HEIGHT ADDED TO CHANNEL(D)	WEIGHT
DS-200H	24"	6"	6-3/8"	1"	9.5 LBS.

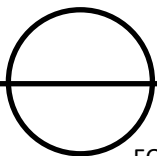
NOTES:

DURA SLOPE DUCTILE IRON FRAME PROVIDES A CLASS D LOAD RATING OF 326-527 PSI WHEN USED WITH THE CASTIRON (DS-231) OR DUCTICLE IRON (DS-232) GRATES. THE FRAME AND GRATE ARE SUITABLE FOR HEAVY DUTY HARD TIRE EQUIPMENT AT SPEEDS LESS THAN 20 MPH.

CONNECT THE DS-200H TO ANY DURA SLOPE CHANNEL USING #DS-123 SCREWS.

GRATES WILL CONNECT TO FRAME USING THE #629 SCREWS (INCLUDED WITH THE CHANNEL).

ADDS 1" TO THE OVERALL HEIGHT OF THE CHANNEL WHEN INSTALLED.



DURA SLOPE GRATE

DUCTILE IRON FRAME

FOR PRODUCT ASSISTANCE, CONTACT NDS TECHNICAL SERVICE AT techservice@ndspro.com

851 N. HARVARD AVE. LINDSAY, CA 93247 WWW.NDSPRO.COM 1-800-726-1994