




**COMPACT CLEAR PVC TRUE UNION  
SPRING CHECK VALVE**

RATED @200 PSI STATIC PRESSURE @ 72°F  
MOLDED IN THE USA  
MADE OF CLEAR PVC TYPE I MATERIAL  
EPDM WASHER & O-RING

SPRING TENSION VARIES BY PART

IPS SLIP X IPS SLIP CONNECTION

IPS—IRON PIPE SIZE  
(SAME AS SCH. 40 PIPE)



PART #	
OPEN PSI	FULL OPEN PSI

PART NUMBER		A	B	C	D	WEIGHT	IPS
1/2# SPRING	5# SPRING	(INCHES)	(INCHES)	(INCHES)	(INCHES)	(LBS)	CONNECTION
1790C15	N/A	2.24	3.39	6.54	3.39	0.82	1 1/2" IPS
0.28 PSI   0.57 PSI							
1790C20	1795C20	2.71	4.00	7.36	3.82	1.30	2" IPS
0.30 PSI   1.63 PSI	2.50 PSI   5.44 PSI						

NOTE: VALVE IS CONSIDERED OPEN WHEN SPRING IS COMPRESSED 1/8". FULL OPEN IS COMPLETE COMPRESSION OF SPRING.  
FOR 1/2" AND 3/4" VALVES FULL OPEN IS APPROXIMATELY 1/8".

NOTE: LENGTH VARIES WITH TIGHTNESS OF END NUT  
END NUT MAY BE WHITE OR GRAY

