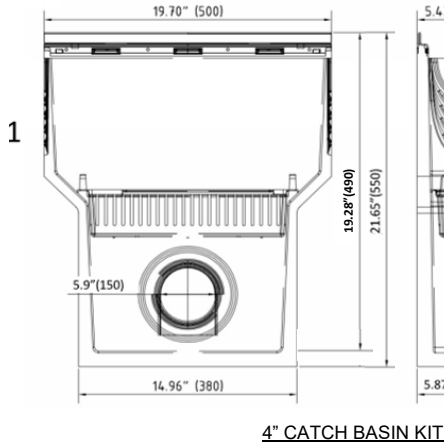




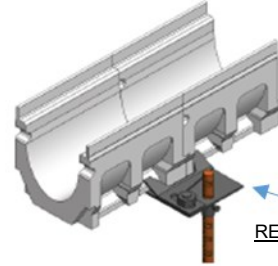
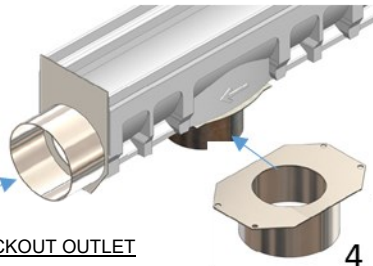
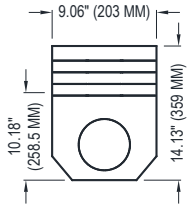
TECHNICAL SPECIFICATION



5.9" outlet comes w/150 sleeve. Use flex coupling (not included) for transition to 4" or 6" pipe. If needed, standard 6" "P" trap (supplied by others) may be connected to sump outlet.



FLEXIBLE COUPLINGS



FILCOTEN NW100 4" BASIN AND ACCESSORIES

PART NUMBER	LOCATION	DESCRIPTION	MATERIAL	WEIGHT	
				Lbs	Kg
□ 10410294**	1	FC100 4" CATCH BASIN "KIT" W/BASKET & 6" OUTLET	FILCOTEN HPC	52.90	24.0
□ 19010400*	3	FC100 FRONT/END CAP/BLANK W/KNOCKOUT OUTLET	GRAY PLASTIC	0.70	0.3
□ 19011204	4	FC100 4" NO HUB BOTTOM OUTLET	GALV STEEL	0.70	0.3
□ 19010902	5	REBAR SUPPORT FOR 4-IN CHANNEL	GALV STEEL	2.70	1.2
□ 22515	6	FC100 4" SILT / TRASH BUCKET	PLASTIC	0.40	0.2
□ 32087	7	FC100 4" VANDAL PROOF LOCK	STAINLESS	0.20	0.1
□ 56-66	8	NDS 6.38" TO 6.38" NO-HUB FLEX COUPLING	FLEX RUBBER	2.10	1.0
□ 56-64	9	NDS 4.38" TO 6.38" NO-HUB REDUCER FLEX COUPLING	FLEX RUBBER	2.20	1.0
□ 13399	10	OPENING TOOL SLOT MAINTENANCE UNIT (order 2)		0.22	0.1

**REPLACES PARTS NUMBERS #10410292

*REPLACES PARTS NUMBERS #19010230 AND 19010231



FILCOTEN NW100 4" ACCESSORIES

NW100 4" CATCH BASIN KIT, END CAPS, OUTLETS, REBAR SUPPORT, FLEX COUPLINGS

FOR PRODUCT ASSISTANCE, CONTACT NDS TECHNICAL SERVICE AT techservice@ndspro.com
851 N. HARVARD AVE. LINDSAY, CA 93247 WWW.NDSPRO.COM 1-800-726-1994, OPTION '3'