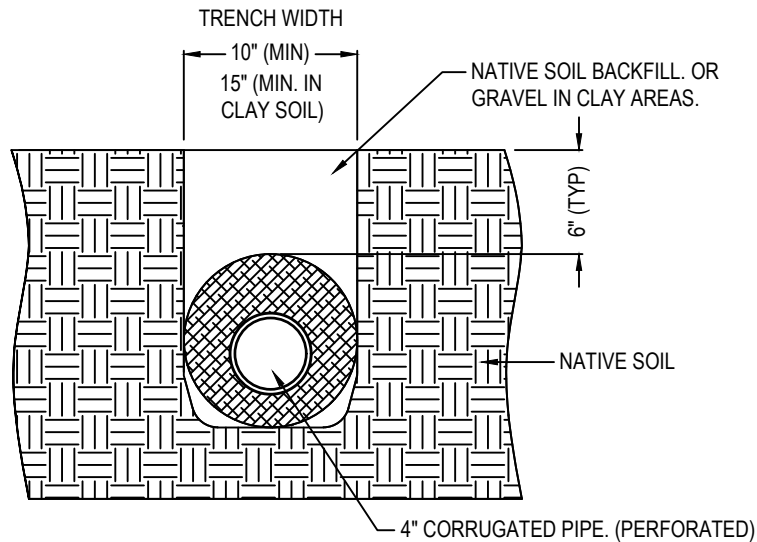
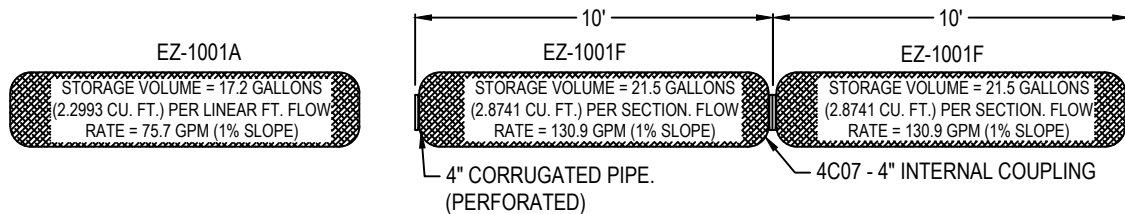




INSTALLATION DETAIL



SECTION

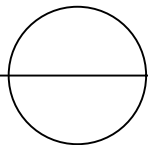


PLAN VIEWS

ADDITIONAL COVER MAY BE REQUIRED BASED ON SITE CONDITIONS. 12" COVER REQUIRED TO OBTAIN AN H-10 LOAD RATING. CONSULT WITH A LOCAL ENGINEER FOR SITE SPECIFIC REQUIREMENTS.

NOTES:

1. INSTALLATION TO BE COMPLETED IN ACCORDANCE WITH MANUFACTURER'S SPECIFICATIONS.
2. DO NOT SCALE DRAWING.
3. THIS DRAWING IS INTENDED FOR USE BY ARCHITECTS, ENGINEERS, CONTRACTORS, CONSULTANTS AND DESIGN PROFESSIONALS FOR PLANNING PURPOSES ONLY.
4. ALL INFORMATION CONTAINED HEREIN WAS CURRENT AT THE TIME OF DEVELOPMENT BUT MUST BE REVIEWED AND APPROVED BY THE PRODUCT MANUFACTURER TO BE CONSIDERED ACCURATE.



EZ FLOW SYSTEM

EZFLOW - 10" EZFLOW INSTALLATION