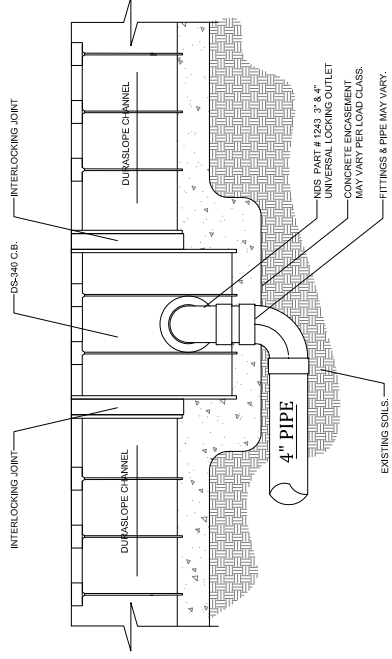


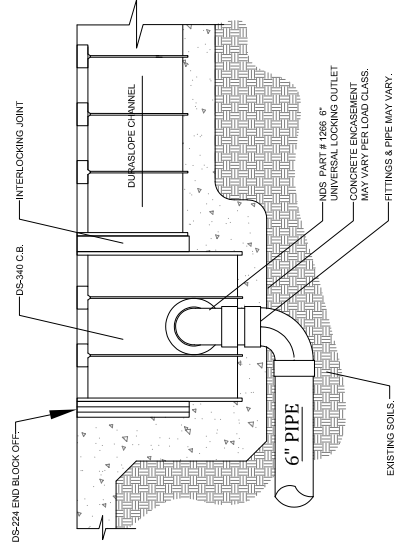
**DS-340 4" PLUMBING CONNECTION**

N.T.S.



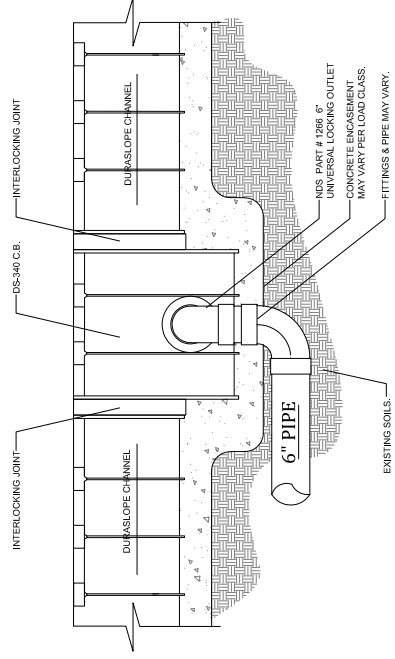
**DS-340 4" PLUMBING CONNECTION @ C.D. RUN TO CENTER**

N.T.S.



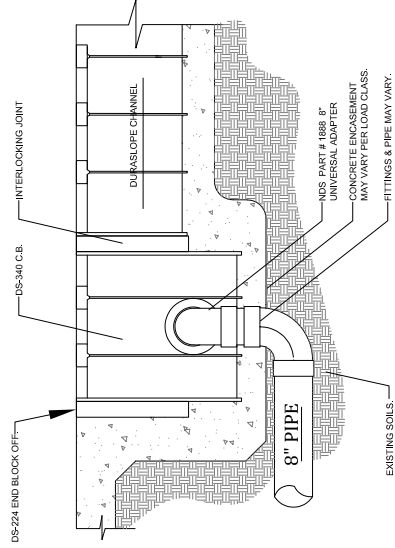
**DS-340 6" PLUMBING CONNECTION**

N.T.S.



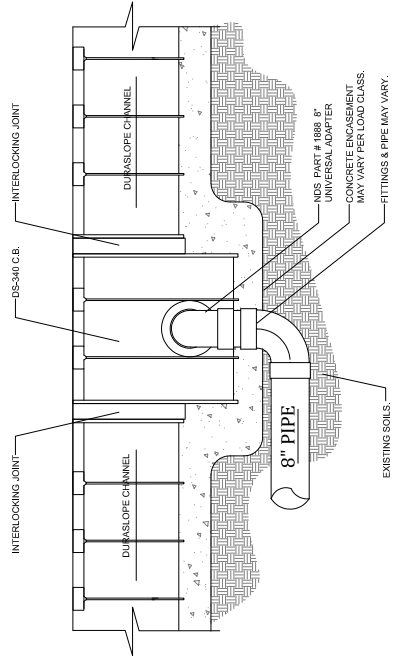
**6" PLUMBING CONNECTION @ C.D. RUN TO CENTER**

N.T.S.



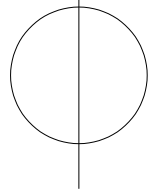
**DS-340 8" PLUMBING CONNECTION**

N.T.S.



**DS-340 8" PLUMBING CONNECTION @ C.D. RUN TO CENTER**

N.T.S.



**DURASLOPE CATCH BASIN INSTALLATION**

4", 6" & 8" S & D PIPE CONNECTION



**NDS**  
We put water in its place

N.T.S.