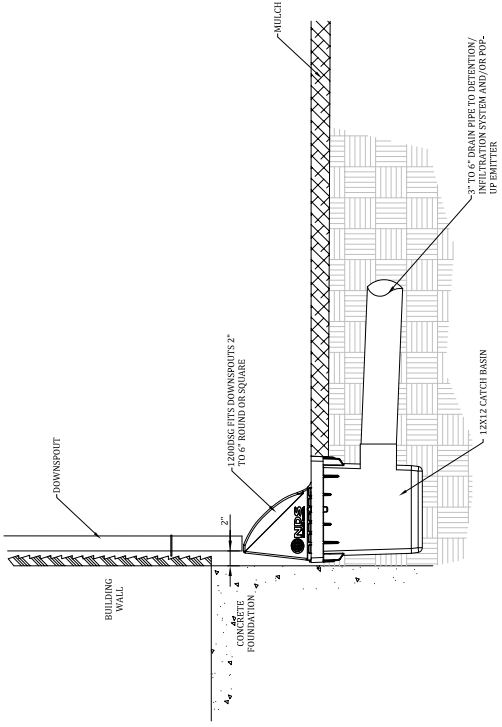


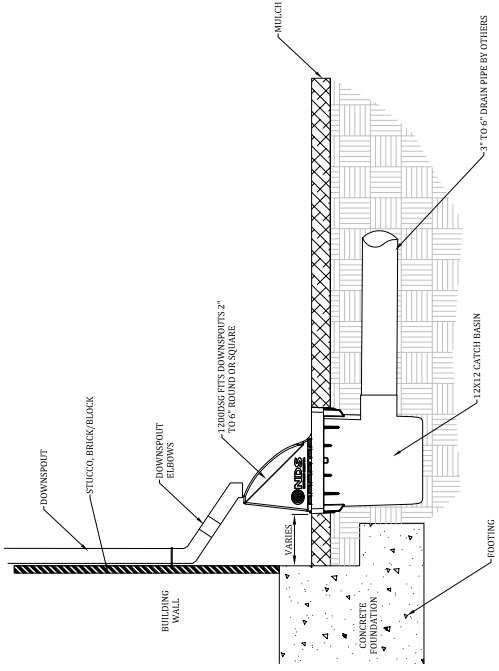


NDS
We put water in its place

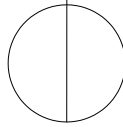
INSTALLATION DETAIL



VERTICAL DOWNSPOUT 2" CLEARANCE



DOWNSPOUT WITH ELBOW CONNECTIONS



1200DSG WITH 12" CATCH BASIN INSTALLATION

12" CATCH BASIN - INSTALLATION FOR LANDSCAPE APPLICATIONS

N.T.S.

FOR PRODUCT ASSISTANCE, CONTACT NDS TECHNICAL SERVICE AT techservice@ndspro.com, DESIGN ASSISTANCE- designworx@ndspro.com
851 N. HARVARD AVE. LINDSAY, CA 93247 WWW.NDSPRO.COM 1-800-726-1994