



Your knowledgeable and trusted partner
for the best in water management solutions.

Product Catalog



Residential and Commercial Drainage | Professional Irrigation | Valve and Meter Boxes | Flow Management

MADE IN
USA

2025-2026 | ndspro.com



Flow Management

NDS® Flow Management offers a range of engineered specialty fittings and valves. From expansion repair and compression couplings, to spring, swing check and ball valves, we offer a full line of products for irrigation, plumbing, pool and spa, and industrial applications.



Product Applications



Pool and Spa

Works with most PVC or CPVC pipe to transport water and prevent backflow of contaminated water in pressurized systems.



Plumbing

Works with most DWV pipe to transport waste and prevent backflow in pressurized systems.



Irrigation

Use for subsurface irrigation or in sprinkler control system installation; works with most PVC pipe to transport water and prevent backflow in pressurized systems.



Check Valves

Direct water flow one-way through pipe with check valves. Check valves are one-way valves installed in pipe systems to prevent the backflow of water and protect the pipe and other system components from damage.



Specialty Valves

Specialty valves include Checkmate valves which are combo valves with less bulk, a fire hydrant cap that adapts to 3/4 in. hose, and a sewer cleanout plug to remove blockages in system.



Ball Valves

Include a shut off point in your pipeline with a ball valve. This leak-resistant valve connects two pipes in an irrigation or other pressurized system and prevents the backflow of water.



Flo-Lock™ Gripper Couplings and Adapters

Connect pipe and form a leak proof joint with less chance of pull-out when properly installed.



Pro-Span® Repair Couplings

Fix broken PVC irrigation and plumbing pipe fast. The expandable repair coupling is engineered to stop leaks and make pipe repairs easier.



Compression Fittings and Unions

Choose from a variety of fittings to create leak-resistant connections, "T" intersections or to transition pipe types. Unions provide a corrosion-free connection and reduce pull-out from pipes.

Compression Fittings

IPS Couplings, Tees & Adapters

Specifications: PVC, Rated @ 150 PSI Static Pressure @ 72°F

Couplings
PVC



Slip Tee
PVC



Threaded Tee
PVC



Part No.	Ref. No.	IPS Size UC Connection	IPS Branch	Body Length	Color	Pkg. Qty.	Case (lbs.)	Product Class	Specifications
Couplings — PVC									
CPC-0500	110-05	1/2"		4-1/2"	White	30	7.0	42CP	PVC NSF/ANSI 61+372 UPC
CPC-0750	110-07	3/4"		5-1/4"	White	24	8.2	42CP	
CPC-1000	110-10	1"		5-3/4"	White	18	8.2	42CP	
CPC-1250	110-12	1-1/4"		6-1/4"	White	12	7.6	42CP	
CPC-1500	110-15	1-1/2"		6-3/4"	White	15	12.25	42CP	
CPC-2000	110-20	2"		7-1/8"	White	12	14.2	42CP	
CPC-2500	110-25	2-1/2"		9-5/8"	White	5	12.25	42CP	
CPC-3000	110-30	3"		10-7/8"	White	4	13.2	42CP	
CPC-4000	110-40	4"		12-1/8"	White	3	13.9	42CP	
CPC-6000	110-60	6"		11-3/8"	White	1	8.6	42CP	
Slip Tee									
CPT-0500-S	121-05	1/2"	1/2" S	5"	White	24	7.0	42CP	PVC NSF/ANSI 61+372 UPC
CPT-0750-S	121-07	3/4"	3/4" S	5-3/8"	White	20	8.0	42CP	
CPT-1000-S	121-10	1"	1" S	5-5/8"	White	12	7.0	42CP	
CPT-1250-S	121-12	1-1/4"	1-1/4" S	6-1/8"	White	8	6.2	42CP	
CPT-1500-S	121-15	1-1/2"	1-1/2" S	6-3/4"	White	6	6.4	42CP	
CPT-2000-S	121-20	2"	2" S	7-1/2"	White	5	7.25	42CP	
Threaded Tee									
CPT-0750-T	120-07	3/4"	3/4" FPT	5-3/8"	White	20	8.0	42CP	PVC NSF/ANSI 61+372
CPT-1000-T	120-10	1"	1" FPT	5-5/8"	White	12	7.0	42CP	
CPT-1250-T	120-12	1-1/4"	1-1/4" FPT	6-1/8"	White	8	6.2	42CP	
CPT-1500-T	120-15	1-1/2"	1-1/2" FPT	6-3/4"	White	6	6.4	42CP	
CPT-2000-T	120-20	2"	2" FPT	7-1/2"	White	5	7.25	42CP	

Note: All dimensions are nominal.

IPS Couplings, Tees & Adapters, continued

Specifications: PVC, Rated @ 150 PSI Static Pressure @ 72°F

PVC Male Adapter



Part No.	Ref. No.	IPS Size UC Connection	IPS Branch	Body Length	Color	Pkg. Qty.	Case (lbs.)	Product Class	Specifications
PVC Male Adapter									
CPA-0750	130-07	3/4"	3/4" MPT	4"	White	36	8.2	42CP	PVC NSF/ANSI 61+372 UPC
CPA-1000	130-10	1"	1" MPT	4"	White	24	7.0	42CP	
CPA-1250	130-12	1-1/4"	1-1/4" MPT	4-1/8"	White	18	7.3	42CP	
CPA-1500	130-15	1-1/2"	1-1/2" MPT	4-3/8"	White	16	8.2	42CP	
CPA-2000	130-20	2"	2" MPT	4-5/8"	White	12	8.8	42CP	

Note: All dimensions are nominal.

CTS Couplings & Tees

PVC Couplings



Part No.	Ref. No.	IPS Size UC Connection	IPS Branch	Body Length	Color	Pkg. Qty.	Case (lbs.)	Product Class	Specifications
PVC Couplings									
CCC-0500	210-05	1/2" UC		4"	White	48	5.8	42CP	PVC NSF/ANSI 61+372 UPC
CCC-0750	210-07	3/4" UC		4"	White	30	7.0	42CP	
CCC-1000	210-10	1" UC		5-1/4"	White	24	8.2	42CP	

Note: All dimensions are nominal.

Stub Wrenches

Stub Wrench




Part No.	Description	Pkg Qty.	Product Class	Specifications
SW-0500-C	1/2" + 3/4" Plastic Riser Extractor	25	42LS	Steel Handle

Flo-Lock™

Flo-Lock™ eliminates pullout.

See specifications for use on PE tubing, PVC pipe, or copper tubing.



Flo-Lock™ Tube Size SIDR-7 Pep Couplings & Adapters – Series 800

Specifications: Rated @ 200 PSI Static Pressure @ 72 °F

Coupling



Male Adapter



Female Adapter



Spigot Adapter



Part No.	Tube Size	Connection Size	Body Length	Color	Pkg. Qty.	Case (lbs.)	Product Class	Specifications
Coupling								
810-07	3/4"	3/4" x 3/4" TS	4-1/2"	White	24	10.6	41FL	For use on Polyethylene Tube Size SIDR-7 ASTM D-2239
810-10	1"	1" x 1" TS	5"	White	15	8.5	41FL	
Male Adapter								
830-07	3/4"	3/4" MPT x 3/4" TS	2-5/8"	White	20	5.0	41FL	For use on Polyethylene Tube Size SIDR-7 ASTM D-2239 PVC NSF/ANSI 61+372 UPC 830- 07/10 Only
830-10	1"	1" MPT x 1" TS	3-1/4"	White	28	9.4	41FL	
830-71	3/4" x 1"	3/4" MPT x 1" TS	3-1/2"	White	18	5.5	41FL	
830-121	1" x 1-1/4"	1" MPT x 1-1/4" TS	3"	White	12	4.3	41FL	
Female Adapter								
831-07	3/4"	3/4" FPT x 3/4" TS	2-5/8"	White	20	6.0	41FL	For use on Polyethylene Tube Size SIDR-7 ASTM D-2239 PVC NSF/ANSI 61+372
831-10	1"	1" FPT x 1" TS	2-7/8"	White	28	10.8	41FL	
Spigot Adapter								
833-07	3/4"	3/4" IPS Spg x 3/4" TS	3"	White	20	5.0	41FL	For use on Polyethylene Tube Size SIDR-7 ASTM D-2239 PVC NSF/ANSI 61+372 UPC
833-71	3/4" x 1"	3/4" IPS Spg x 1" TS	3"	White	20	7.0	41FL	
833-10	1"	1" IPS Spg x 1" TS	3"	White	28	9.4	41FL	

*Insert stiffener supplied must be used with this fitting.

We put water in its place™

Flo-Lock™ Tube Size SDR-9 CTS Couplings & Adapters – Series 700

Specifications: Rated @ 200 PSI Static Pressure @ 72 °F

PVC Couplings



Male Adapter



Female Adapter



Spigot Adapter



Part No.	Tube Size	Connection Size	Body Length	Color	Pkg. Qty.	Case (lbs.)	Product Class	Specifications
PVC Couplings								
710-07	3/4"	3/4" x 3/4" TS	4"	White	35	9.8	41FL	For use on Polyethylene Tube Size SDR-9 ASTM D-2737 PVC NSF/ANSI 61+372 UPC
710-10	1"	1" x 1" TS	4-1/2"	White	24	9.4	41FL	
710-17	3/4" x 1"	1" SDR-9 x 3/4" SDR-11	4"	White	36	11.8	41FL	
710-12	1-1/4"	1-1/4" x 1-1/4" TS	5"	White	15	8.5	41FL	
710-15*	1-1/2"	1-1/2" x 1-1/4" ts	6"	White	16	13.0	41FL	
710-20*	2"	2" x 2" ts	7-1/2"	White	12	15.9	41FL	
710-17-9	3/4" x 1"	1" SDR-9 x 3/4" SDR 9	4"	White	36	11.8	41FL	
Male Adapter								
730-07	3/4"	3/4" MPT x 3/4" TS	2-5/8"	White	25	4.75	41FL	For use on Polyethylene Tube Size SDR-9 ASTM D-2737 PVC UPC except 730-12-10 NSF/ANSI 61+372
730-71	3/4" x 1"	3/4" MPT x 1" TS	2-7/8"	White	18	4.6	41FL	
730-10	1"	1" MPT x 1" TS	2-7/8"	White	18	4.6	41FL	
730-12	1-1/4"	1-1/4" MPT x 1-1/4" TS	3-1/2"	White	12	4.6	41FL	
730-15	1-1/2"	1-1/2" MPT x 1-1/2" TS	3-1/2"	White	18	9.1	41FL	
730-20*	2"	2" MPT x 2" TS	4"	White	12	8.8	41FL	
Female Adapter								
731-07	3/4"	3/4" FPT x 3/4" TS	2-5/8"	White	25	6.0	41FL	For use on Polyethylene Tube Size SDR-9 ASTM D-2737 PVC NSF/ANSI 61+372 UPC
731-71	3/4" x 1"	3/4" FPT x 1" TS	2-7/8"	White	15	4.0	41FL	
731-10	1"	1" FPT x 1" TS	3"	White	15	4.8	41FL	
731-12	1-1/4"	1-1/4" FPT x 1-1/4" TS	3-1/2"	White	12	5.2	41FL	
731-12-10	1" x 1-1/4"	1" FPT x 1-1/4" TS	3-1/2"	White	12	5.2	41FL	
731-15	1-1/2"	1-1/2" FPT x 1-1/2" TS	3-1/2"	White	18	10.0	41FL	
731-20*	2"	2" FPT x 2" TS	3-3/4"	White	12	8.2	41FL	
Spigot Adapter								
733-07	3/4"	3/4" IPS Spg x 3/4" TS	2-7/8"	White	18	3.7	41FL	For use on Polyethylene Tube Size SDR-9 ASTM D-2737 PVC NSF/ANSI 61+372 UPC
733-71	3/4"	3/4" IPS Spg x 1" TS	2-7/8"	White	18	4.0	41FL	
733-10	1"	1" IPS Spg x 1" TS	3-1/2"	White	18	4.6	41FL	
733-12	1-1/4"	1-1/4" IPS Spg x 1-1/4" TS	3-1/2"	White	12	5.2	41FL	
733-15	1-1/2"	1-1/2" IPS Spg x 1-1/2" TS	3-1/2"	White	18	9.1	41FL	
733-20*	2"	2" IPS Spg x 2" TS	4"	White	12	7.6	41FL	

*Insert stiffener supplied must be used with this fitting.

Flo-Lock™ Couplings & Adapters – Series 100

Specifications: For use on PVC IPS Sizes (Rated @ 160 PSI Static Pressure @ 72 °F)

PVC IPS Coupling with Flo-Lock



PVC IPS Male Adapter with Flo-Lock



PVC IPS Female Adapter with Flo-Lock



Part No.	IPS Size	Connection	Body Length	Color	Pkg. Qty.	Case (lbs.)	Product Class	Specifications
PVC IPS Coupling with Flo-Lock								
112-05	1/2"		5"	White	28	8.0	41FL	For use on IPS sizes ASTM D-1785 NSF/ANSI 61+372
112-07	3/4"		5-1/2"	White	24	9.4	41FL	
112-10	1"		5-3/4"	White	15	8.5	41FL	
112-12	1-1/4"		6-1/2"	White	10	8.0	41FL	
112-15	1-1/2"		7"	White	16	14.6	41FL	
112-20	2"		7-1/2"	White	12	14.8	41FL	
PVC IPS Male Adapter with Flo-Lock								
135-05	1/2"	1/2" MPT	2-3/4"	White	25	4.8	41FL	For use on IPS sizes ASTM D-1785 NSF/ANSI 61+372
135-07	3/4"	3/4" MPT	3"	White	20	5.0	41FL	
135-10	1"	1" MPT	3-1/4"	White	30	8.5	41FL	
135-12	1-1/4"	1-1/4" MPT	3-1/2"	White	20	8.0	41FL	
135-15	1-1/2"	1-1/2" MPT	3-1/2"	White	16	7.4	41FL	
135-20	2"	2" MPT	4"	White	12	8.8	41FL	
PVC IPS Female Adapter with Flo-Lock								
136-05	1/2"	1/2" FPT	2-3/4"	White	25	4.8	41FL	For use on IPS sizes ASTM D-1785 NSF/ANSI 61+372
136-07	3/4"	3/4" FPT	3-1/4"	White	20	5.0	41FL	
136-10	1"	1" FPT	3-1/4"	White	14	4.5	41FL	

We put water in its place™

Flo-Lock™ Adapters – Series 200 & 900

Specifications: For use on Copper Tubing CTS Series (Rated @ 160 PSI Static Pressure @ 72°F)

PVC CTS Male Adapter with Flo-Lock



PVC CTS Female Adapter with Flo-Lock



Part No.	CTS Size	Connection	Body Length	Color	Pkg. Qty.	Case (lbs.)	Product Class	Specifications
PVC CTS Male Adapter with Flo-Lock (Rated @160 PSI Static Pressure @ 72°F)								
235-05	1/2"	1/2" MPT	2-1/2"	White	50	6.0	41FL	For use on CTS pipe ASTM B88 NSF/ANSI 61+372 UPC Except 235-20
235-10	1"	1" MPT	3"	White	18	4.6	41FL	
235-15	1-1/2"	1-1/2" MPT	3-1/2"	White	20	8.5	41FL	
235-20	2"	2" MPT	4"	White	12	7.6	41FL	
PVC CTS Female Adapter with Flo-Lock								
935-07	3/4"	3/4" Spg	2-7/8"	White	20	4.5	41FL	For use on CTS pipe ASTM B88 NSF/ANSI 61+372
935-10	1"	1" Spg	2-7/8"	White	20	5.0	41FL	
935-125	1-1/4"	1-1/2" Socket	3-5/16"	White	20	7.0	41FL	
935-20	2"	2" Socket	4"	White	12	7.6	41FL	

Expansion Repair Couplings

Pro-Span™



Part No.	IPS Size	Body Length	Color	Pkg. Qty.	Case (lbs.)	Product Class	Specifications
118-05	1/2" S x SPG	7-1/2"	White	28	6.6	41XC	PVC 118-05 Thru 25: NSF/ANSI 61 UPC Rated @200 PSI Static Pressure @72° F
118-07	3/4" S x SPG	7-3/4"	White	24	8.2	41XC	
118-10	1" S x SPG	9-1/2"	White	15	8.5	41XC	
118-12	1-1/4" S x SPG	10-3/4"	White	10	8.0	41XC	
118-15	1-1/2" S x SPG	12-3/4"	White	16	17.8	41XC	
118-20	2" S x SPG	13-1/2"	White	12	17.8	41XC	
118-25	2-1/2" S x SPG	18-3/4"	White	3	9.55	41XC	
118-30	3" S x SPG	21"	White	3	13.3	41XC	
118-40	4" S x SPG	22-3/4"	White	3	20.5	41XC	
118-60QF	6" S x S	26-1/4"	White	1	13.8	42RF	
QF-6000 IS NOW P/N 118-60QF, AND CARRIES THE SAME SPECIFICATIONS							PVC NSF/ANSI 61+372 Rated @150 PSI Static Pressure @72° F

Foot Valves (Spring Check)

Foot Valve



Foot Valve Screens



Part No.	IPS Size	Body Length	Color	Pkg. Qty.	Case (lbs.)	Product Class	Specifications
Foot Valve							
1001-15FV	1-1/2"	8-1/2"	White	15	13.8	41CV	PVC Rated @ 200 PSI @ 72° F
1001-20FV	2"	10-1/2"	White	10	16.0	41CV	
Foot Valve Screens							
1800-10	1"	2"	Black	15	1.6	41CV	Material: Polyethylene 100 mesh
1800-12	1-1/4"	2-1/4"	Black	10	1.5	41CV	
1800-15	1-1/2"	2"	Black	16	2.0	41CV	
1800-20	2"	2-3/4"	Black	12	2.2	41CV	

NDS Foot Valves and Valve Screens are Made in China

Spring Check Valves

Spring Check Valves, PVC – Series 1001, 1002, 1011, 1012

Specifications: Rated @ 160 PSI Static Pressure @ 72 °F

FPT x FPT
EPDM Gasket



Part No.	Ref. No.	Spring Tension	IPS Size Connection	Body Length	Color	Pkg. Qty.	Case (lbs.)	Product Class	Specifications	
FPT x FPT EPDM Gasket										
1001-05	KC-0500-T	1/2 lb.	1/2"	4-1/8"	White	20	5.0	41CV	PVC NSF/ANSI 61+372	
1001-07	KC-0750-T	1/2 lb.	3/4"	4-1/8"	White	20	6.0	41CV		
1001-10	KC-1000-T	1/2 lb.	1"	5-1/4"	White	20	8.0	41CV		
1001-12	KC-1250-T	1/2 lb.	1-1/4"	6-3/16"	White	15	13.0	41CV		
1001-15	KC-1500-T	1/2 lb.	1-1/2"	6-3/16"	White	15	13.8	41CV		
1001-20	KC-2000-T	1/2 lb.	2"	7-1/2"	White	10	15.0	41CV		
1001-30		1/2 lb.	3"	8-5/8"	White	8	27.4	41CV		
1002-07	KC2-0750-T	2 lb.	3/4"	4-1/8"	White	20	6.0	41CV		
1002-10	KC2-1000-T	2 lb.	1"	5-1/4"	White	20	8.0	41CV		
1002-12	KC2-1250-T	2 lb.	1-1/4"	6-3/16"	White	15	13.0	41CV		
1002-15	KC2-1500-T	2 lb.	1-1/2"	6-3/16"	White	15	13.8	41CV		
1002-20	KC2-2000-T	2 lb.	2"	7-1/2"	White	10	15.0	41CV		
1002-25		2 lb.	2-1/2"	8-5/8"	White	8	27.0	41CV		
1002-30		2 lb.	3"	8-5/8"	White	8	27.4	41CV		
S x S EPDM Gasket										
1011-05	KC-0500-S	1/2 lb.	1/2"	4-1/8"	White	20	5.0	41CV		PVC NSF/ANSI 61+372
1011-07	KC-0750-S	1/2 lb.	3/4"	4-1/8"	White	20	5.0	41CV		
1011-10	KC-1000-S	1/2 lb.	1"	5-1/4"	White	20	9.0	41CV		
1011-12	KC-1250-S	1/2 lb.	1-1/4"	6-3/16"	White	15	12.3	41CV		
1011-15	KC-1500-S	1/2 lb.	1-1/2"	6-1/2"	White	15	13.0	41CV		
1011-20	KC-2000-S	1/2 lb.	2"	7"	White	10	14.5	41CV		
1011-30		1/2 lb.	3"	8-5/8"	White	8	25.4	41CV		
1012-05	KC2-0500-S	2 lb.	1/2"	4-1/8"	White	20	5.0	41CV		
1012-07	KC2-0750-S	2 lb.	3/4"	4-1/8"	White	20	5.0	41CV		
1012-10	KC2-1000-S	2 lb.	1"	5-1/4"	White	20	9.0	41CV		
1012-12	KC2-1250-S	2 lb.	1-1/4"	6-3/16"	White	15	12.3	41CV		
1012-15	KC2-1500-S	2 lb.	1-1/2"	6-1/2"	White	15	13.0	41CV		
1012-20	KC2-2000-S	2 lb.	2"	7"	White	10	14.5	41CV		
1012-25		2 lb.	2-1/2"	8-5/8"	White	8	25.8	41CV		
1012-30		2 lb.	3"	8-5/8"	White	8	25.4	41CV		
S x S Clear PVC EPDM Gasket										
1011C10	KCC-1000-S	1/2 lb.	1"	5-1/4"	Clear	20	8.0	41CV	Clear PVC NSF/ANSI 61+372	
1011C20	KCC-2000-S	1/2 lb.	2"	7"	Clear	10	14.0	41CV		

S x S
EPDM Gasket



S x S Clear
PVC EPDM
Gasket



Spring Check Valves, PVC – Series 1700, 1090, 1136

Specifications: Rated @ 200 PSI Static Pressure @ 72 °F

White PVC True Union



Clear PVC True Union



Compact White PVC True Union



Compact Clear PVC True Union



Part No.	Spring Tension	IPS Size & Connection	Body Length	Color	Pkg. Qty.	Case (lbs.)	Product Class	Specifications
White PVC True Union								
1700-15	1/2 lb.	1-1/2" S x S	8-1/4"	White	12	15.4	41CV	NSF/ANSI 61+372
1700-20	1/2 lb.	2" S x S	9-3/4"	White	12	25.6	41CV	
1702-15	2 lb.	1-1/2" S x S	8-1/4"	White	12	15.4	41CV	
1702-20	2 lb.	2" S x S	9-3/4"	White	12	25.6	41CV	
Clear PVC True Union								
1700C10	1/2 lb.	1" S x S	6-3/4"	Clear	20	14.0	41CV	NSF/ANSI 61+372
1700C15	1/2 lb.	1-1/2" S x S	8-1/4"	Clear	12	15.4	41CV	Clear body with white nut and tailpiece
1700C20	1/2 lb.	2" S x S	9-3/4"	Clear	12	25.6	41CV	Clear body with white nut and tailpiece
Compact White PVC True Union								
1790-15	1/2 lb.	1-1/2" S x S	6-1/2"	White	15	13.8	41CV	NSF/ANSI 61+372
1790-20	1/2 lb.	2" S x S	7-3/8"	White	10	14.0	41CV	
Compact Clear PVC True Union								
1790C15	1/2 lb.	1-1/2" S x S	6-1/2"	Clear	15	13.8	41CV	Clear body with white nut and tailpiece
1790C20	1/2 lb.	2" S x S	7-3/8"	Clear	10	14.0	41CV	
1795C20	5 lb.	2" S x S	7-3/8"	Clear	10	14.0	41CV	

Spa Spring Check Valves

Specifications: Rated @ 200 PSI Static Pressure @ 72 °F

Clear Spa
Check Valve



Clear
Compact



Part No.	Spring Tension	IPS Size & Connection	Body Length	Color	Pkg. Qty.	Case (lbs.)	Product Class	Specifications
Clear Spa Check Valve								
1050C10	1/4 lb.	1" S x 1-1/4" Spg	3-3/8"	Clear	20	5.0	41CV	Clear PVC 1/4 lb. for air blowers
1050C20	1/4 lb.	1-1/2" S x 2" Spg	5-1/8"	Clear	12	7.6	41CV	
1053C20	3 lb.	1-1/2" S x 2" Spg	5-1/8"	Clear	12	7.6	41CV	
1055C20	5 lb.	1-1/2" S x 2" Spg	5-1/8"	Clear	12	7.6	41CV	
Clear Compact								
S1050C20	1/4 lb.	1-1/2" S x 2" Spg	4"	Clear	12	6	41CV	Clear PVC 1/4 lb. for air blowers

Adjustable Spring Check Valves – Series 1200, 1700

Specifications: Rated @ 200 PSI Static Pressure @ 72 °F

White
PVC FPT x FPT

Factory Set at 5 lb.



White
PVC S x S



Part No.	Spring Tension	IPS Size & Connection	Body Length	Color	Pkg. Qty.	Case (lbs.)	Product Class	Specifications
White PVC FPT x FPT								
1205-05	2 – 5 lb.	1/2"	4-1/8"	White	20	5.0	41CV	Adjusting nut 1-1/2 turn = 1 lb. force NSF/ANSI 61+372 Except: 1205V07
1205-07	2-1/2 – 5 lb.	3/4"	4-1/8"	White	20	5.0	41CV	
1205-10	4-1/8 – 17 lb.	1"	5-1/4"	White	20	9.0	41CV	
1205-12	4 – 50 lb.	1-1/4"	6-3/16"	White	15	12.3	41CV	
1205-15	3-1/2 – 50 lb.	1-1/2"	6-3/16"	White	15	12.3	41CV	
1205-20	1-3/4 – 14-1/2 lb.	2"	7-1/2"	White	10	15.5	41CV	
1205-07-20	20 lb.	3/4"	4-1/8"	White	20	5.0	41CV	
White PVC S x S								
1225-10	4-1/4 – 17 lb.	1"	5-1/4"	White	20	8.5	41CV	Adjusting nut 1-1/2 turn = 1 lb. force NSF/ANSI 61+372 Except: 1228V15
1225-15	3-1/2 – 50 lb.	1-1/2"	6-3/16"	White	15	13.5	41CV	

Adjustable Inline Spring Check Valve

FF



FM



MF



Part No.	Ref. No.	IPS Size & Connection	Body Length	Pkg. Qty.	Case (lbs.)	Product Class	Specifications
Gray PVC							
CV-0500-FF	1100-05	1/2" FPT x FPT	2-3/4"	100	11.0	41CV	Preset @ approx. 5 lb. with EPDM Seal. Adjusting nut 1-1/2 turn = 1 lb. force
CV-0500-FM		1/2" FPT x MPT	2-1/2"	100	11.0	41CV	
CV-0500-MF	1101-05	1/2" MPT x FPT	2-3/4"	100	11.0	41CV	
CV-0750-FF	1100-07	3/4" FPT x FPT	3"	60	8.2	41CV	
CV-0750-MF	1101-07	3/4" MPT x FPT	2-7/8"	60	8.2	41CV	
CV-1000-FF	1100-10	1" FPT x FPT	3"	40	9.0	41CV	
CV-1000-MF		1" MPT x FPT	3"	40	7.0	41CV	

Breakaway Coupling Valves

Flo-Check
Breakaway
Coupling —
Cal Trans
Orange



Part No.	IPS Size & Connection	Body Length	Color	Pkg. Qty.	Case (lbs.)	Product Class	Specifications
Flo-Check Breakaway Coupling — Cal Trans Orange							
1010-05-O	1/2" FPT x 1/2" FPT	2-1/4"	Orange	30	2.5	41CV	Rated @ 150 PSI Static Pressure @ 72°F
1010-07-O	3/4" FPT x 3/4" FPT	2-3/8"	Orange	25	3.5	41CV	


Note: To be used on galvanized or iron pipe only.

Swing Check Valves

Swing Check Valves – Series 1500

Specifications: Rated @ 125 PSI Static Pressure @ 72 °F

White PVC
Compression



Clear PVC
Compression



White PVC
Threaded



White PVC
S x S



Part No.	Ref. No.	IPS Size & Connection	Body Length	Color	Pkg. Qty.	Case (lbs.)	Product Class	Specifications
White PVC Compression								
1500-12	KSC-1250-C	1-1/4" UC x UC	8-1/2"	White	12	13.6	41CV	NSF/ANSI 61+372
1500-15	KSC-1500-C	1-1/2" UC x UC	8-1/2"	White	12	14.2	41CV	
1500-20	KSC-2000-C	2" UC x UC	9-1/2"	White	12	20.8	41CV	
1500-30	KSC-3000-C	3" UC x UC	13-3/8"	White	2	10.1	41CV	
Clear PVC Compression								
1500C15	KSCc-1500-C	1-1/2" UC x UC	8-1/2"	Clear	12	14.2	41CV	Clear PVC with white CAPS NFS/ANSI 61+372
1500C20	KSCc-2000-C	2" UC x UC	9-31/2"	Clear	12	20.8	41CV	
White PVC Threaded								
1520-05F	KSC-0500-T	1/2" FPT x FPT	3-1/2"	White	20	4.0	41CV	PVC NSF/ANSI 61+372
1520-07F	KSC-0750-T	3/4" FPT x FPT	3-1/2"	White	25	6.0	41CV	
1520-10F	KSC-1000-T	1" FPT x FPT	5-1/8"	White	25	9.8	41CV	
1520-12F	KSC-1250-T	1-1/4" FPT x FPT	5-1/4"	White	12	7.6	41CV	
1520-15F	KSC-1500-T	1-1/2" FPT x FPT	5-3/4"	White	12	8.2	41CV	
1520-20F	KSC-2000-T	2" FPT x FPT	6"	White	12	12.4	41CV	
White PVC S x S								
1520-05	KSC-0500-s	1/2" S x S	3-1/2"	White	20	4.0	41CV	PVC NSF/ANSI 61+372 Except: 1520V20
1520-07	KSC-0750-s	3/4" S x S	3-1/2"	White	25	6.0	41CV	
1520-10	KSC-1000-s	1" S x S	5-1/8"	White	25	9.8	41CV	
1520-12	KSC-1250-s	1-1/4" S x S	5-1/4"	White	12	7.6	41CV	
1520-15	KSC-1500-s	1-1/2" S x S	5-3/4"	White	12	8.2	41CV	
1520-20	KSC-2000-s	2" S x S	6"	White	12	12.4	41CV	
1520-30		3" S x S	9"	White	4	11.0	41CV	
1520-40		4" S x S	9-1/2"	White	1	4.3	41CV	
1520V20		2" S x S w/ VITON Seal	6"	White	12	12.4	41CV	

Swing Check Valves – Series 1500

Specifications: Rated @ 125 PSI Static Pressure @ 72°F

Clear PVC
Threaded



Clear PVC
S x S



Part No.	Ref. No.	IPS Size & Connection	Body Length	Color	Pkg. Qty.	Case (lbs.)	Product Class	Specifications
Clear PVC Threaded								
1520C05F	KSCC-0500-t	1/2" FPT x FPT	3-1/2"	Clear	20	4.0	41CV	Clear PVC NSF/ANSI 61+372
1520C07F	KSCC-0750-t	3/4" FPT x FPT	3-1/2"	Clear	25	6.0	41CV	
1520C10F	KSCC-1000-t	1" FPT x FPT	5-1/8"	Clear	25	9.8	41CV	
1520C15F	KSCC-1500-t	1-1/2" FPT x FPT	5-3/4"	Clear	12	7.6	41CV	
1520C20F	KSCC-2000-t	2" FPT x FPT	6"	Clear	12	8.2	41CV	
Clear PVC S x S								
1520C05	KSCC-0500-S	1/2" S x S	3-1/2"	Clear	20	4.0	41CV	Clear PVC NSF/ANSI 61+372 Except 1520C15V, 1520C20V
1520C07	KSCC-0750-S	3/4" S x S	3-1/2"	Clear	25	6.0	41CV	
1520C10	KSCC-1000-S	1" S x S	5-1/8"	Clear	25	9.8	41CV	
1520C12	KSCC-1250-S	1-1/4" S x S	5-1/4"	Clear	12	7.6	41CV	
1520C15	KSCC-1500-S	1-1/2" S x S	5-3/4"	Clear	12	8.2	41CV	
1520C20	KSCC-2000-S	2" S x S	6"	Clear	12	12.4	41CV	
1520C30		3" S x S	9"	Clear	4	11.0	41CV	
1520C40		4" S x S	9-1/2"	Clear	1	4.3	41CV	

Swing Check Valves – Series 1700 & Low-Profile

Specifications: Rated @ 125 PSI Static Pressure @ 72°F

White PVC True Union



Clear PVC True Union



PVC Low-Profile Swing Check Valve



Part No.	Ref. No.	IPS Size & Connection	Body Length	Color	Pkg. Qty.	Case (lbs.)	Product Class	Specifications
White PVC True Union								
1720-10		1" U x U	6-7/8"	White	20	15.0	41CV	PVC NSF/ANSI 61+372
1720-15	KSC-1500-SU	1-1/2" U x U	8"	White	12	14.2	41CV	
1720-20	KSC-2000-SU	2" U x U	9-5/8"	White	12	22.6	41CV	
Clear PVC True Union								
1720C07	KSCC-0750-SU	3/4" U x U	5-1/2"	Clear	20	10.0	41CV	PVC Clear body with white nuts and tailpieces NSF/ANSI 61+372
1720C10	KSCC-1000-SU	1" U x U	6-7/8"	Clear	20	15.0	41CV	
1720C15	KSCC-1500-SU	1-1/2" U x U	8"	Clear	12	14.2	41CV	
1720C20	KSCC-2000-SU	2" U x U	9-5/8"	Clear	12	22.6	41CV	
1720C30	KSCC-3000-SU	3" U x U	13-1/4"	Clear	6	24.7	41CV	
PVC Low-Profile Swing Check Valve								
KSL-0750-S		3/4 "	5"	White	18	8.2	41CV	PVC NSF/ANSI 61+372
KSL-1000-S		1"	4-3/4"	White	18	7.3	41CV	
KSL-1500-S		1-1/2"	5-1/2"	White	12	8.8	41CV	
KSL-2000-S		2"	6-1/2"	White	8	8.2	41CV	

Sump Pump Valves

Specifications: Rated @ 125 PSI Static Pressure @ 72°F

Sump Pump Valve



Part No.	Ref No.	IPS Size & Connection	Body Length	Check Valve Color	Pkg. Qty.	Case (lbs.)	Product Class	Specifications
Sump Pump Valve								
1400-15		1-1/4" or 1-1/2" UC	5-1/4"	White	12	7.6	41CV	Buna "N" Gaskets are included in both 1-1/4" and 1-1/2" size applications

Checkmate

Specifications: Rated @ 125 PSI Static Pressure @ 72°F

U x S



U x U



UC x UC



Part No.	Ref No.	IPS Size & Connection	Body Length	Check Valve Color	Pkg. Qty.	Case (lbs.)	Product Class	Specifications
Checkmate								
2200-15	BCX-1500-S	1-1/2" U x S	8"	White	12	19.6	41BV	
2200-15UC		1-1/2" UC x UC	10-3/4"	White	12	24.4	41BV	
2200-15TU		1-1/2" U x U	10-1/2"	White	12	25.6	41BV	
2200-20	BCX-2000-S	2" U x S	9-3/8"	White	12	28.0	41BV	
2200-20UC		2" UC x UC	12-5/16"	White	12	35.8	41BV	
2200-20TU		2" U x U	12-3/8"	White	12	37.0	41BV	

MIP (Molded-In-Place) Ball Valves

MIP Non-Serviceable Ball Valves, White

Specifications: Rated @ 160 PSI Static Pressure @ 72°F

MIP
Non-Serviceable
WHITE
1/2" – 2"



MIP
Non-Serviceable
WHITE
2-1/2" – 4"



Part No.	IPS Size & Connection	Body Length	Color	Pkg. Qty.	Case (lbs.)	Product Class
MIP Non-Serviceable WHITE						
E1310-05	1/2" S x S	3-1/4"	White	36	6.4	41MV
E1310-07	3/4" S x S	3-3/4"	White	18	5.5	41MV
E1310-10	1" S x S	4-1/4"	White	25	11.0	41MV
E1310-12	1-1/4" S x S	4-1/2"	White	12	9.4	41MV
E1310-15	1-1/2" S x S	5-1/4"	White	12	10.0	41MV
E1310-20	2" S x S	5-3/4"	White	6	7.9	41MV
E1310-25	2-1/2" S x S	7"	White	6	19.3	41MV
E1310-30	3" S x S	8-1/2"	White	2	8.8	41MV
E1310-40	4" S x S	11-1/2"	White	1	10.0	41MV
E1310-60	6" S x S	16"	White	1	22.3	41MV
E1320-05	1/2" FPT x FPT	3-1/4"	White	36	6.4	41MV
E1320-07	3/4" FPT x FPT	3-1/4"	White	18	5.5	41MV
E1320-10	1" FPT x FPT	4-1/4"	White	25	11.0	41MV
E1320-12	1-1/4" FPT x FPT	4-1/4"	White	12	9.4	41MV
E1320-15	1-1/2" FPT x FPT	5-1/2"	White	12	10.0	41MV
E1320-20	2" FPT x FPT	5-3/4"	White	6	7.9	41MV
E1320-25	2-1/2" FPT x FPT	7"	White	6	19.3	41MV
E1320-30	3" FPT x FPT	8-1/2"	White	2	8.8	41MV
E1320-40	4" FPT x FPT	11-1/2"	White	1	10.0	41MV

MIP Non-Serviceable (NSF) Ball Valves, White

Specifications: Rated @ 160 PSI Static Pressure @ 72°F

Part No.	IPS Size	Body Length	Color	Pkg. Qty.	Case (lbs.)	Product Class
MIP Non-Serviceable (NSF) WHITE						
E1410-05	1/2" NSF S x S	3-1/4"	White	36	6.5	41MV
E1410-07	3/4" NSF S x S	3-3/4"	White	18	5.9	41MV
E1410-10	1" NSF S x S	4-1/4"	White	25	12.4	41MV
E1410-12	1-1/4" NSF S x S	4-1/2"	White	12	7.6	41MV
E1410-15	1-1/2" NSF S x S	5-1/4"	White	12	11.6	41MV
E1410-20	2" NSF S x S	5-3/4"	White	6	9.6	41MV
E1410-25	2-1/2" NSF S x S	7"	White	6	15	41MV
E1410-30	3" NSF S x S	8-1/2"	White	2	12.8	41MV
E1410-40	4" NSF S x S	9"	White	1	9.9	41MV
E1420-05	1/2" NSF FPT x FPT	3-1/4"	White	36	6.7	41MV
E1420-07	3/4" NSF FPT x FPT	3-1/4"	White	18	6.1	41MV
E1420-10	1" NSF FPT x FPT	4-1/4"	White	25	13	41MV
E1420-12	1-1/4" NSF FPT x FPT	4-1/4"	White	12	8	41MV
E1420-15	1-1/2" NSF FPT x FPT	5-1/2"	White	12	12	41MV
E1420-20	2" NSF FPT x FPT	5-3/4"	White	6	10	41MV
E1420-25	2-1/2" NSF FPT x FPT	7"	White	6	15.5	41MV
E1420-30	3" NSF FPT x FPT	8-1/2"	White	2	13.5	41MV
E1420-40	4" NSF FPT x FPT	9"	White	1	10.8	41MV

MIP
Non-Serviceable (NSF)
WHITE
1/2" - 2"



MIP
Non-Serviceable (NSF)
WHITE
2-1/2" - 4"



MIP Non-Serviceable Ball Valves, Gray

Specifications: Rated @ 160 PSI Static Pressure @ 72°F

MIP
Non-Serviceable
GRAY



Part No.	IPS Size & Connection	Body Length	Color	Pkg. Qty.	Case (lbs.)	Product Class
MIP Non-Serviceable GRAY						
E1610-05	1/2" S x S	3-1/4"	Gray	36	6.4	41MV
E1610-07	3/4" S x S	3-3/4"	Gray	18	5.5	41MV
E1610-10	1" S x S	4-1/4"	Gray	25	11.0	41MV
E1610-12	1-1/4" S x S	4-1/2"	Gray	12	9.4	41MV
E1610-15	1-1/2" S x S	5-1/4"	Gray	12	10.0	41MV
E1610-20	2" S x S	5-3/4"	Gray	6	7.9	41MV
E1610-60	6" S x S	16"	Gray	1	22.3	41MV
E1620-05	1/2" FPT x FPT	3-1/4"	Gray	36	6.4	41MV
E1620-07	3/4" FPT x FPT	3-1/4"	Gray	18	5.5	41MV
E1620-10	1" FPT x FPT	4-1/4"	Gray	25	11.0	41MV
E1620-12	1-1/4" FPT x FPT	4-1/4"	Gray	12	9.4	41MV
E1620-15	1-1/2" FPT x FPT	5-1/2"	Gray	12	10.0	41MV
E1620-20	2" FPT x FPT	5-3/4"	Gray	6	7.9	41MV

True Union Ball Valves

PVC Sch. 80 True Union Serviceable



PVC Sch. 80 True Union Handles



Part No.	IPS Size	Body Length	Pkg. Qty.	Case (lbs.)	Product Class	Specifications
PVC Sch. 80 True Union Serviceable						
BTU-0750-E	3/4" EPDM Slip & Threaded	4-3/4"	10	7.5	42BV	Connection in both slip & threaded included Rated @ 150 PSI Static Pressure @ 72° F
BTU-1000-E	1" EPDM Slip & Threaded	5-1/4"	8	8.6	42BV	
BTU-1250-E	1-1/4" EPDM Slip & Threaded	6"	4	7.6	42BV	
BTU-1500-E	1-1/2" EPDM Slip & Threaded	6-1/4"	4	7.8	42BV	
BTU-2000-E	2" EPDM Slip & Threaded	7"	2	6.0	42BV	
BTU-2500-SE	2-1/2" SLIP EPDM	11"	1	11.0	42BV	
BTU-2500-TE	2-1/2" FPT EPDM	11"	1	11.0	42BV	
BTU-3000-SE	3" SLIP EPDM	11"	1	11.4	42BV	
PVC Sch. 80 True Union Handles						
BTU-0500-HL	1/2" Red Blocked True Union Handle	n/a	n/a	n/a	96MC	
BTU-0750-HL	3/4" Red Blocked True Union Handle	n/a	n/a	n/a	96MC	
BTU-1000-HL	1" Red Blocked True Union Handle	n/a	n/a	n/a	96MC	
BTU-1250-HL	1-1/4" Red Blocked True Union Handle	n/a	n/a	n/a	96MC	
BTU-1500-HL	1-1/2" Red Blocked True Union Handle	n/a	n/a	n/a	96MC	
BTU-2000-HL	2" Red Blocked True Union Handle	n/a	n/a	n/a	96MC	

CPVC CTS Ball Valves, Tan

CPVC CTS Ball Valve TAN



Part No.	IPS Size	Body Length	Pkg. Qty.	Case (lbs.)	Product Class	Specifications
CPVC CTS Ball Valve TAN						
C1310-05	1/2" CTS S x S	3-1/4"	25	6.0	41MV	
C1310-07	3/4" CTS S x S	4"	25	7.0	41MV	
C1310-10	1" CTS S x S	4-1/4"	25	11.0	41MV	
C1310-12	1-1/4" CTS S x S	4-1/2"	25	14.0	41MV	
C1310-15	1-1/2" CTS S x S	5-1/2"	25	14.0	41MV	
C1310-20	2" CTS S x S	6"	15	18.0	41MV	

PVC Unions Sch. 80

Sch. 80 Union
SLIP x SLIP



Sch. 80 Union
FPT x FPT



Sch. 80 Union
SLIP x MPT



Sch. 80 Union
SLIP x FIPT



Sch. 80 Union
FPT x MPT



Part No.	IPS Size & Connection	Body Length	Color	Pkg. Qty.	Case (lbs.)	Product Class	Specifications	
Sch. 80 Union SLIP x SLIP								
U-0500-S	1/2" PVC Sch. 80 Union Slip	2"	Gray	48	5.8	42UN	PVC Rated @ 150 PSI @ 72°F NSF/ANSI 61+372 UPC (1/2-2" SLIP Only)	
U-0750-S	3/4" PVC Sch. 80 Union Slip	2-1/2"	Gray	24	5.8	42UN		
U-1000-S	1" PVC Sch. 80 Union Slip	2-3/4"	Gray	18	5.5	42UN		
U-1250-S	1-1/4" PVC Sch. 80 Union Slip	3-1/4"	Gray	12	5.8	42UN		
U-1500-S	1-1/2" PVC Sch. 80 Union Slip	3-3/4"	Gray	12	8.2	42UN		
U-2000-S	2" PVC Sch. 80 Union Slip	4"	Gray	6	6.1	42UN		
U-2500-S	2-1/2" Gray PVC Union Slip	5"	Gray	4	6.8	42UN		
U-3000-S	3" Gray PVC Union Slip	6"	Gray	2	5.0	42UN		
U-4000-S	4" Gray PVC Union Slip	7-1/4"	Gray	2	7.6	42UN		
Sch. 80 Union FPT x FPT								
U-0500-T	1/2" PVC Sch. 80 Union/Threaded	2"	Gray	48	5.8	42UN		
U-0750-T	3/4" PVC Sch. 80 Union/Threaded	2-1/2"	Gray	24	5.8	42UN		
U-1000-T	1" PVC Sch. 80 Union/Threaded	2-3/4"	Gray	18	5.5	42UN		
U-1250-T	1-1/4" PVC Sch. 80 Union/Threaded	3-1/4"	Gray	12	5.8	42UN		
U-1500-T	1-1/2" PVC Sch. 80 Union/Threaded	3-3/4"	Gray	12	8.2	42UN		
U-2000-T	2" PVC Sch. 80 Union/Threaded	4"	Gray	6	6.1	42UN		
U-2500-T	2-1/2" Gray PVC Threaded Union	5"	Gray	4	6.8	42UN		
U-3000-T	3" Gray PVC Threaded Union	6"	Gray	2	5.0	42UN		
U-4000-T	4" Gray PVC Threaded Union	7-1/4"	Gray	2	7.6	42UN		
Sch. 80 Union SLIP x MPT								
U-0500-SM	1/2" Sch. 80 Union SLIP x MIPT	3"	Gray	48	8.2	42UN		
U-0750-SM	3/4" Sch. 80 Union SLIP x MIPT	3-1/2"	Gray	24	8.2	42UN		
U-1000-SM	1" Sch. 80 Union SLIP x MIPT	4"	Gray	18	8.2	42UN		
U-1500-SM	1-1/2" Sch. 80 Union SLIP x MIPT	6-3/4"	Gray	8	6.6	42UN		
U-2000-SM	2" Sch. 80 Union SLIP x MIPT	5"	Gray	6	7.6	42UN		
Sch. 80 Union SLIP x FIPT								
U-1500-ST	1-1/2" Sch. 80 Union SLIP x FIPT	3-3/4"	Gray	8	4.8	42UN		
U-2000-ST	2" Sch. 80 Union SLIP x FIPT	4"	Gray	6	5.1	42UN		
Sch. 80 Union FPT x MPT								
U-1000-TM	1" Sch. 80 Union FIPT x MIPT	4"	Gray	18	8.2	42UN		

PVC Unions Sch. 40

Sch. 40 Union
SLIP x SLIP



Part No.	IPS Size & Connection	Body Length	Color	Pkg. Qty.	Case (lbs.)	Product Class	Specifications
Sch. 40 Union SLIP x SLIP							
WU-0750-S	3/4" PVC SCH. 40 Union SLIP	2-1/2"	White	24	5.8	42UN	PVC Rated @ 150 PSI @ 72°F NSF/ANSI 61+372 UPC (SLIP Only)
WU-1000-S	1" PVC SCH. 40 Union SLIP	2-3/4"	White	18	5.5	42UN	
WU-1250-S	1-1/4" PVC SCH. 40 Union SLIP	3-1/4"	White	12	5.8	42UN	
WU-1500-S	1-1/2" PVC SCH. 40 Union SLIP	3-3/4"	White	12	8.2	42UN	
WU-2000-S	2" PVC SCH. 40 Union SLIP	4"	White	6	6.1	42UN	
WU-3000-S	3" PVC SCH. 40 Union SLIP	6"	White	2	5.0	42UN	
WU-4000-S	4" PVC SCH. 40 Union SLIP	7-1/4"	White	2	6.1	42UN	
Sch. 40 Union FPT x FPT							
WU-0750-T	3/4" PVC SCH. 40 Union FPT	2-1/2"	White	24	5.8	42UN	
WU-1250-T	1-1/4" PVC SCH. 40 Union FPT	3-1/4"	White	12	5.8	42UN	
WU-1500-T	1-1/2" PVC SCH. 40 Union FPT	3-3/4"	White	12	8.2	42UN	
WU-2000-T	2" PVC SCH. 40 Union FPT	4"	White	6	6.1	42UN	

Sch. 40 Union
FPT x FPT



Fire Hydrant Cap & Sewer Cleanout

Cap



Cleanout



Part No.	IPS Size	Body Length	Color	Pkg. Qty.	Case (lbs.)	Product Class
Cap						
23-25T	2-1/2" FPT x 3/4" FPT	4-3/4"	Gray	15	7.0	41BV
Cleanout						
22-040	4" Sewer Cleanout	9-1/4"	Black	6	9.1	41BV

Saddles

Flo-Tap™ Hot/Wet Taps for PVC Pipe

Specifications: Rated @ 200 PSI Static Pressure @ 72 °F

For PVC Pipes
3/4" and 1"
Service Lines



For PVC Pipes
1-1/2" and 2"
Service Lines



Part No.	Pipe Size	Branch Size & Connection	Color	Pkg. Qty.	Case (lbs.)	Product Class	Specifications
For PVC Pipes 3/4" and 1" Service Lines							
3115	1-1/2"	3/4" S x 1" SPG	Gray	5	5.5	41FS	For PVC Pipe Pressure Rated @ 200 PSI @ 72°F NSF/ANSI 61+372 PVC Type II
3120	2"	3/4" S x 1" SPG	Gray	5	6.0	41FS	
3125	2-1/2"	3/4" S x 1" SPG	Gray	5	6.0	41FS	
3130	3"	3/4" S x 1" SPG	Gray	5	11.0	41FS	
3140	4"	3/4" S x 1" SPG	Gray	5	11.0	41FS	
3160	6"	3/4" S x 1" SPG	Gray	5	13.0	41FS	
For PVC Pipes 1-1/2" and 2" Service Lines							
3220	2"	1-1/2" S x 2" SPG	Gray	5	9.5	41FS	
3225	2-1/2"	1-1/2" S x 2" SPG	Gray	5	9.5	41FS	
3230	3"	1-1/2" S x 2" SPG	Gray	5	15.0	41FS	
3240	4"	1-1/2" S x 2" SPG	Gray	5	14.0	41FS	
3260	6"	1-1/2" S x 2" SPG	Gray	5	20.0	41FS	

Rigid Clamp-It™ Saddles

For Poly Pipe IPS
Pipe Sizes –
PVC-IPS Fixed
Outlet



For PVC IPS
Pipe Sizes –
PVC-IPS Fixed
Outlet



Part No.	IPS Pipe Size	IPS Tap Size & Connection	Color	Pkg. Qty.	Case (lbs.)	Product Class	Specifications
For Poly Pipe IPS Pipe Sizes – PVC-IPS Fixed Outlet							
321507P	1-1/2"	3/4" FPT	Gray	25	9.0	41FS	For polyethylene tubing main line Pressure Rated @ 125 PSI @ 72°F NSF/ANSI 61+372 PVC Type II
321510P	1-1/2"	1" FPT	Gray	25	9.0	41FS	
331510P	1-1/2"	1" S	Gray	25	9.0	41FS	
322010P	2"	1" FPT	Gray	25	9.0	41FS	
332007P	2"	3/4" S	Gray	25	9.0	41FS	
332010P	2"	1" S	Gray	25	9.0	41FS	
344007P	4"	3/4" FPT	Gray	15	8.0	41FS	
For PVC IPS Pipe Sizes – PVC-IPS Fixed Outlet							
421507	1-1/2"	3/4" FPT	Gray	5	4.0	41FS	For PVC pipe main line Pressure Rated @ 200 PSI @ 72°F NSF/ANSI 61+372 PVC Ty
421510	1-1/2"	1" FPT	Gray	5	4.5	41FS	
422007	2"	3/4" FPT	Gray	5	4.5	41FS	
422010	2"	1" FPT	Gray	5	4.5	41FS	
422012	2"	1-1/4" FPT	Gray	5	5.0	41FS	
422015	2"	1-1/2" FPT	Gray	5	5.0	41FS	
432007	2"	3/4" S	Gray	5	4.5	41FS	
432010	2"	1" S	Gray	5	4.5	41FS	
432012	2"	1-1/4" S	Gray	5	4.5	41FS	
432015	2"	1-1/2" S	Gray	5	5.0	41FS	
422507	2-1/2"	3/4" FPT	Gray	5	5.0	41FS	
422515	2-1/2"	1-1/2" FPT	Gray	5	5.0	41FS	
422520	2-1/2"	2" FPT	Gray	5	5.0	41FS	
432510	2-1/2"	1" S	Gray	5	5.0	41FS	
432515	2-1/2"	1-1/2" S	Gray	5	5.0	41FS	
432520	2-1/2"	2" S	Gray	5	5.0	41FS	

Rigid Clamp-It™ Saddles

For PVC IPS
Pipe Sizes –
PVC-IPS Fixed
Outlet



Part No.	IPS Pipe Size	IPS Tap Size & Connection	Color	Pkg. Qty.	Caae (lbs.)	Product Class	Specifications
For PVC IPS Pipe Sizes – PVC-IPS Fixed Outlet							
443007	3"	3/4" fpt	Gray	5	8.0	41FS	For PVC pipe main line Pressure Rated @ 200 PSI @ 72°F NSF/ANSI 61+372 PVC Ty
443010	3"	1" fpt	Gray	5	8.0	41FS	
443012	3"	1-1/4" fpt	Gray	5	8.5	41FS	
443015	3"	1-1/2" fpt	Gray	5	8.5	41FS	
443020	3"	2" fpt	Gray	5	8.5	41FS	
453007	3"	3/4" s	Gray	5	8.0	41FS	
453010	3"	1" s	Gray	5	8.0	41FS	
453012	3"	1-1/4" s	Gray	5	8.0	41FS	
453015	3"	1-1/2" s	Gray	5	8.5	41FS	
453020	3"	2" s	Gray	5	8.5	41FS	
444007	4"	3/4" fpt	Gray	5	9.5	41FS	
444010	4"	1" fpt	Gray	5	9.5	41FS	
444012	4"	1-1/4" fpt	Gray	5	10.0	41FS	
444015	4"	1-1/2" fpt	Gray	5	10.0	41FS	
444020	4"	2" fpt	Gray	5	10.0	41FS	
454010	4"	1" s	Gray	5	9.5	41FS	
454015	4"	1-1/2" s	Gray	5	9.5	41FS	
454020	4"	2" s	Gray	5	9.5	41FS	
446007	6"	3/4" fpt	Gray	5	12.0	41FS	
446010	6"	1" fpt	Gray	5	12.0	41FS	
446015	6"	1-1/2" fpt	Gray	5	12.5	41FS	
446020	6"	2" fpt	Gray	5	12.5	41FS	
456010	6"	1" s	Gray	5	11.5	41FS	
456015	6"	1-1/2" s	Gray	5	12.0	41FS	
456020	6"	2" s	Gray	5	12.0	41FS	
448010	8"	1" fpt	Gray	5	17.0	41FS	
448015	8"	1-1/2" fpt	Gray	5	17.0	41FS	
448020	8"	2" fpt	Gray	5	17.0	41FS	
458015	8"	1-1/2" s	Gray	5	17.0	41FS	
458020	8"	2" s	Gray	5	17.0	41FS	

Swing Joints

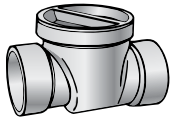
Specifications: PVC, Rated @315 PSI @ 72°F



PVC Sch. 80
Swing Assembly
Gray

Part No.	Description	Color (Box/Cover)	Pallet Qty.	Product Class
PVC Sch. 80 Swing Assembly				
TSA-0500-TT	1/2" M x M	Gray	60	42TS
TSA-0750-ST	3/4" S x M	Gray	50	42TS
TSA-0750-TT	3/4" M x M	Gray	50	42TS
TSA-1000-ST	1" S x M	Gray	25	42TS
TSA-1000-TT	1" M x M	Gray	25	42TS
TSA-1500-TT	1-1/2" M x M	Gray	15	42TS

Backwater Valves



See list of Backwater Valve products on page 153 & page 154

Landscape Sprinkler Products



Cutoff Risers



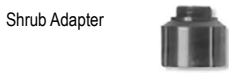
Flex Risers



Cutoff Riser Extension



Swing Pipe Fittings



Shrub Adapter

Part No.	Description	Carton. Qty.	Product Class	Specifications
Cut-Off Risers				
FCO-0500	1/2" x 6" Flex Cut-Off	50	42LS	Rated @ 70 PSI @ 72°F
Flex Risers				
FR-0500-4	1/2" x 4" MIPT x MIPT Flex Riser	100	42LS	Rated @ 70 PSI @ 72°F
FR-0500-4F	1/2" x 4" MPT x FPT Flex Riser	100	42LS	
FR-0500-6	1/2" x 6" MIPT x MIPT Flex Riser	100	42LS	
FR-0500-6F	1/2" x 6" MIPT x FIPT Flex Riser	100	42LS	
FR-0750-6	3/4" x 6" MIPT x MIPT Flex Riser	50	42LS	
FR-1000-7	1" x 7" MIPT x MIPT Flex Riser	25	42LS	
Cutoff Riser Extension				
CRE-0500-3	1/2" x 3" FIPT x MIPT Cutoff Riser Extension	200	42LS	Rated @ 70 PSI @ 72°F
CRE-0750-4	3/4" x 4" FIPT x MIPT Cutoff Riser Extension	200	42LS	
Swing Pipe Fittings				
FPA-0500	Swing Pipe Adapter .490BARB x 1/2"	50	42LS	
FPA-0750	3/4" Swing Pipe Adapter	250	42LS	
FPC-0490	.49" Swing Pipe Connector	250	42LS	
FPE-0500	1/2" Swing Pipe Elbow	400	42LS	
FPE-0500F	1/2" Swing Pipe Elbow FPT x Spiral Barb	400	42LS	
FPE-0750	3/4" Swing Pipe Elbow	250	42LS	
FPT-0500	1/2" Swing Pipe Tee	500	42LS	
Shrub Adapter				
SAM-0500	1/2" Male Sprinkler Adapter	50	42LS	Rated @ 70 PSI @ 72°F

Index, Flow Management

Part No.	Page	Part No.	Page	Part No.	Page	Part No.	Page	Part No.	Page
22-040	134	731-20*	117	1011C20	121	1520C12	126	321507P	136
23-25T	134	731-71	117	1012-05	121	1520C15	126	321510P	136
112-1	118	733-07	117	1012-07	121	1520C15F	126	322010P	136
112-05	118	733-10	117	1012-10	121	1520C20	126	331510P	136
112-07	118	733-12	117	1012-12	121	1520C20F	126	332007P	136
112-10	118	733-15	117	1012-15	121	1520C30	126	332010P	136
112-15	118	733-20*	117	1012-20	121	1520C40	126	344007P	136
112-20	118	733-71	117	1012-25	121	1520V20	125	421507	136
118-05	120	810-07	116	1012-30	121	1700-15	122	421510	136
118-07	120	810-10	116	1050C10	123	1700-20	122	422007	136
118-10	120	830-07	116	1050C20	123	1700C10	122	422010	136
118-12	120	830-10	116	1053C20	123	1700C15	122	422012	136
118-15	120	830-71	116	1055C20	123	1700C20	122	422015	136
118-20	120	830-121	116	1205-05	123	1702-15	122	422507	136
118-25	120	831-07	116	1205-07	123	1702-20	122	422515	136
118-30	120	831-10	116	1205-07-20	123	1720-10	127	422520	136
118-40	120	833-07	116	1205-10	123	1720-15	127	432007	136
118-60QF	120	833-10	116	1205-12	123	1720-20	127	432010	136
135-05	118	833-71	116	1205-15	123	1720C07	127	432012	136
135-07	118	935-07	119	1205-20	123	1720C10	127	432015	136
135-10	118	935-10	119	1225-10	123	1720C15	127	432510	136
135-12	118	935-20	119	1225-15	123	1720C20	127	432515	136
135-15	118	935-125	119	1400-15	128	1720C30	127	432520	136
135-20	118	1001-05	121	1500-12	125	1790-15	122	443007	137
136-05	118	1001-07	121	1500-15	125	1790-20	122	443010	137
136-07	118	1001-10	121	1500-20	125	1790C15	122	443012	137
136-10	118	1001-12	121	1500-30	125	1790C20	122	443015	137
235-05	119	1001-15	121	1500C15	125	1795C20	122	443020	137
235-10	119	1001-15FV	120	1500C20	125	1800-10	120	444007	137
235-15	119	1001-20	121	1520-05	125	1800-12	120	444010	137
235-20	119	1001-20FV	120	1520-05F	125	1800-15	120	444012	137
710-07	117	1001-30	121	1520-07	125	1800-20	120	444015	137
710-10	117	1002-07	121	1520-07F	125	2200-15	128	444020	137
710-12	117	1002-10	121	1520-10	125	2200-15TU	128	446007	137
710-15*	117	1002-12	121	1520-10F	125	2200-15UC	128	446010	137
710-17	117	1002-15	121	1520-12	125	2200-20	128	446015	137
710-17-9	117	1002-20	121	1520-12F	125	2200-20TU	128	446020	137
710-20*	117	1002-25	121	1520-15	125	2200-20UC	128	448010	137
730-07	117	1002-30	121	1520-15F	125	3115	135	448015	137
730-10	117	1010-05-O	124	1520-20	125	3120	135	448020	137
730-12	117	1010-07-O	124	1520-20F	125	3125	135	453007	137
730-15	117	1011-05	121	1520-30	125	3130	135	453010	137
730-20*	117	1011-07	121	1520-40	125	3140	135	453012	137
730-71	117	1011-10	121	1520C05	126	3160	135	453015	137
731-07	117	1011-12	121	1520C05F	126	3220	135	453020	137
731-10	117	1011-15	121	1520C07	126	3225	135	454010	137
731-12	117	1011-20	121	1520C07F	126	3230	135	454015	137
731-12-10	117	1011-30	121	1520C10	126	3240	135	454020	137
731-15	117	1011C10	121	1520C10F	126	3260	135	456010	137

Index, Flow Management

Part No.	Page	Part No.	Page	Part No.	Page	Part No.	Page	Part No.	Page
456015	137	CPT-0500-S	114	E1410-12	130	KSL-0750-S	127	WU-1250-S	134
456020	137	CPT-0750-S	114	E1410-15	130	KSL-1000-S	127	WU-1250-T	134
458015	137	CPT-0750-T	114	E1410-20	130	KSL-1500-S	127	WU-1500-S	134
458020	137	CPT-1000-S	114	E1410-25	130	KSL-2000-S	127	WU-1500-T	134
BTU-0500-HL	132	CPT-1000-T	114	E1410-30	130	S1050C20	123	WU-2000-S	134
BTU-0750-E	132	CPT-1250-S	114	E1410-40	130	SAM-0500	139	WU-2000-T	134
BTU-0750-HL	132	CPT-1250-T	114	E1420-05	130	SW-0500-C	115	WU-3000-S	134
BTU-1000-E	132	CPT-1500-S	114	E1420-07	130	TSA-0500-TT	138	WU-4000-S	134
BTU-1000-HL	132	CPT-1500-T	114	E1420-10	130	TSA-0750-ST	138		
BTU-1250-E	132	CPT-2000-S	114	E1420-12	130	TSA-0750-TT	138		
BTU-1250-HL	132	CPT-2000-T	114	E1420-15	130	TSA-1000-ST	138		
BTU-1500-E	132	CRE-0500-3	139	E1420-20	130	TSA-1000-TT	138		
BTU-1500-HL	132	CRE-0750-4	139	E1420-25	130	TSA-1500-TT	138		
BTU-2000-E	132	CV-0500-FF	124	E1420-30	130	U-0500-S	133		
BTU-2000-HL	132	CV-0500-FM	124	E1420-40	130	U-0500-SM	133		
BTU-2500-SE	132	CV-0500-MF	124	E1610-05	131	U-0500-T	133		
BTU-2500-TE	132	CV-0750-FF	124	E1610-07	131	U-0750-S	133		
BTU-3000-SE	132	CV-0750-MF	124	E1610-10	131	U-0750-SM	133		
C1310-05	132	CV-1000-FF	124	E1610-12	131	U-0750-T	133		
C1310-07	132	CV-1000-MF	124	E1610-15	131	U-1000-S	133		
C1310-10	132	E1310-05	129	E1610-20	131	U-1000-SM	133		
C1310-12	132	E1310-07	129	E1610-60	131	U-1000-T	133		
C1310-15	132	E1310-10	129	E1620-05	131	U-1000-TM	133		
C1310-20	132	E1310-12	129	E1620-07	131	U-1250-S	133		
CCC-0500	115	E1310-15	129	E1620-10	131	U-1250-T	133		
CCC-0750	115	E1310-20	129	E1620-12	131	U-1500-S	133		
CCC-1000	115	E1310-25	129	E1620-15	131	U-1500-SM	133		
CPA-0750	115	E1310-30	129	E1620-20	131	U-1500-ST	133		
CPA-1000	115	E1310-40	129	FCO-0500	139	U-1500-T	133		
CPA-1250	115	E1310-60	129	FPA-0500	139	U-2000-S	133		
CPA-1500	115	E1320-05	129	FPA-0750	139	U-2000-SM	133		
CPA-2000	115	E1320-07	129	FPC-0490	139	U-2000-ST	133		
CPC-0500	114	E1320-10	129	FPE-0500	139	U-2000-T	133		
CPC-0750	114	E1320-12	129	FPE-0500F	139	U-2500-S	133		
CPC-1000	114	E1320-15	129	FPE-0750	139	U-2500-T	133		
CPC-1250	114	E1320-20	129	FPT-0500	139	U-3000-S	133		
CPC-1500	114	E1320-25	129	FR-0500-4	139	U-3000-T	133		
CPC-2000	114	E1320-30	129	FR-0500-4F	139	U-4000-S	133		
CPC-2500	114	E1320-40	129	FR-0500-6	139	U-4000-T	133		
CPC-3000	114	E1410-05	130	FR-0500-6F	139	WU-0750-S	134		
CPC-4000	114	E1410-07	130	FR-0750-6	139	WU-0750-T	134		
CPC-6000	114	E1410-10	130	FR-1000-7	139	WU-1000-S	134		

For Flow Management Technical Information, Refer to Technical Specification documents at ndspro.com/specifications

Terms and Conditions of Sale

Terms: Standard terms are NET 30 days. All invoices are to be paid in US Currency. Title and risk of loss pass to buyer upon shipment.

FREIGHT TERMS:

Continental US: Shipments that meet the \$2,000 prepaid freight minimum are DDP (Freight Prepaid). Shipments that do not meet the \$2,000 prepaid freight minimum are FCA NDS distribution center (Freight collect).

Canada: Shipments are CPT- Carriage Paid to customer's location in Canada. (Customer arranges customs clearance into Canada). No returns or refunds except for wrong or damaged product received.

All other international shipments: Shipments are FCA NDS distribution center. (Freight collect) All sales are final, no returns or refunds will be accepted/granted except for wrong product received.

International, Hawaii, Alaska, or Puerto Rico shipments delivered to a US intermediary (such as a freight forwarder or consolidator location in the continental US): Shipments are considered final upon receipt and checking at the US intermediary location

FREIGHT ALLOWANCE:

Prepaid levels are based on shipments to one location only. It is the responsibility of the customer to determine if your purchase order meets the minimum freight allowance required. NDS reserves the right to select the carrier and point of shipment.

Shipments within the Continental US:
Freight prepaid on orders of \$2,000 NET, or more.

Shipments to Canada, Alaska, Puerto Rico:
Freight prepaid on orders of \$2,500 NET, or more.

Shipments to Hawaii:
Freight prepaid on orders of \$3,500 NET, or more.

Shipments to Canada, Alaska, Hawaii, Puerto Rico orders that contain EZ Flow:
Freight prepaid on orders of \$4,000 NET, or more.

Errors & Claims: All claims for shortage in shipment or damaged material must be noted on the "Bill of Lading" and a written request for credit submitted to NDS within 15 days of shipment. NDS responsibility ceases upon delivery to the carrier.

Returned Goods: Returned goods will be accepted only after written approval and shipping instructions are received from NDS. A return goods authorization number is required and must be on all cartons, documents, and correspondence. All returns are subject to a 25% restocking charge, freight cost of returned goods (plus "out freight if applicable"). A higher restocking charge may be assessed against any return requiring extraordinary handling costs.

Minimum Order: \$100.00 minimum order net billing.

Broken Box Charge: A 25% broken box charge will be added for other than full box quantities. 21DI Drip Components, 25DS Dura Slope Channel and 25FC Filcoten Channel are excluded from this policy.

Limited One Year Warranty: The liabilities of NDS are limited solely and exclusively to replacement as set forth in our standard "Statement of Warranty", alone and do not include any liability for incidental, consequential or other damage of any kind whatsoever, whether any claim is based upon theories of contract, warranty, negligence or tort and without any limitations and do not include shipping charges, labor, installation or any other losses or expenses incurred in operation of any replacement specialty item or fitting. NDS drainage products are designed to be used for exterior surface drainage only.

All NDS products are guaranteed against defects resulting from faulty workmanship or materials. Claims for labor costs and other expenses required to replace defective products or repair of any damage resulting from the use thereof will not be allowed by NDS. Our liability is limited to replacement of products acknowledged by NDS to be defective.

Exclusive Warranties and Remedies: The foregoing remedies are exclusive and are given and accepted in lieu of (i) any and all other warranties, expressed or implied, including without limitation the implied warranties of merchantability and fitness for particular purpose; and (ii) any obligation, liability, right, claim or remedy in contract or tort, whether or not arising from NDS, Inc.'s negligence, actual or imputed. The remedies of customer shall be limited to those provided herein to the exclusion of any and all other remedies including, without limitation, incidental or consequential damages. No agreement varying or extending the foregoing warranties or these limitations will be binding on NDS, Inc., unless such is signed in writing by an authorized officer of NDS, Inc.

The liability of NDS, Inc., hereunder shall be limited to restoring to good working order, provided that NDS, Inc., is not required to restore the product to good working order when such failure is due to causes beyond NDS, Inc.'s control, including but not limited to, acts of God, acts of civil or military authority, priorities, strikes, floods, epidemics, war, riots, and other causes that are beyond the manufacturers control.

These provisions are complete and exclusive statements of all terms and conditions between NDS, Inc., and the consumer. These provisions may not be varied, supplemented, qualified or interpreted by any prior course of dealings, written or oral or by trade usage. No NDS, Inc. agent, officer or employee has authority to make any representation, promise or warranty concerning these provisions..

Visit ndspro.com for more information



Visit ndspro.com for:



Videos



Calculators



Quotes



Case Studies



Design Worx



Downloads

ndspro.com

NDS Customer Service
851 N. Harvard Ave., Lindsay, CA 93247
Phone: 800.726.1994 · 559.562.9888
Fax: 800.726.1998 · 559.562.4488
Se Habla Español

Download our
**Mobile App - Search
for NDS Drainage**



A Proud Member of



California Prop 65 Warning | To meet the requirements of California Proposition 65, it is our responsibility to inform you of the following:
Warning Some products sold contain chemicals known to the state of California to cause cancer, birth defects, or other reproductive harm.
For more information, please go to www.P65Warnings.ca.gov